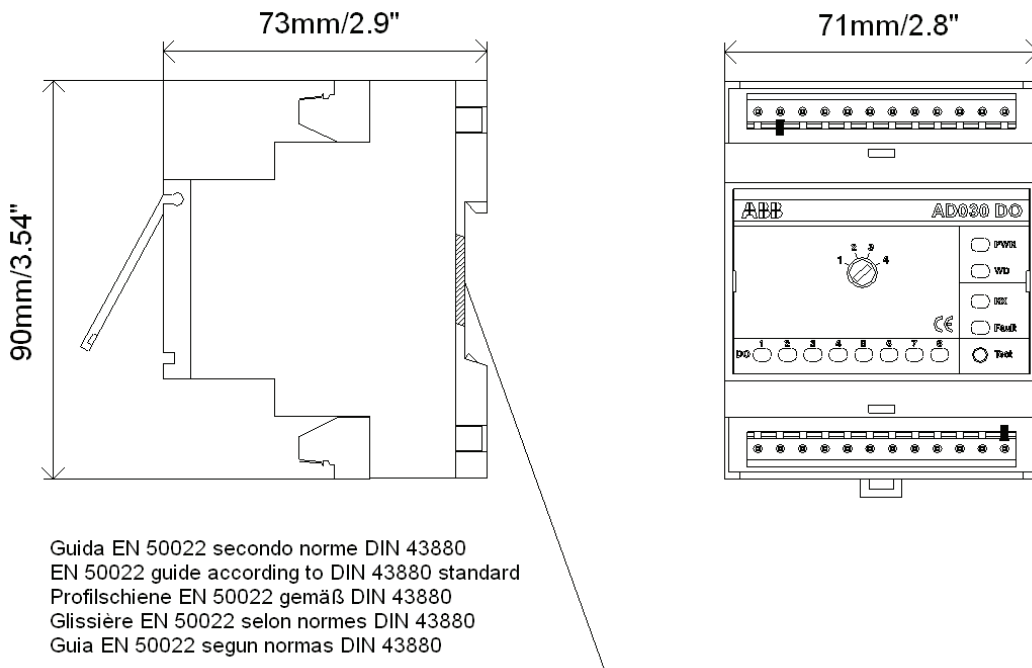
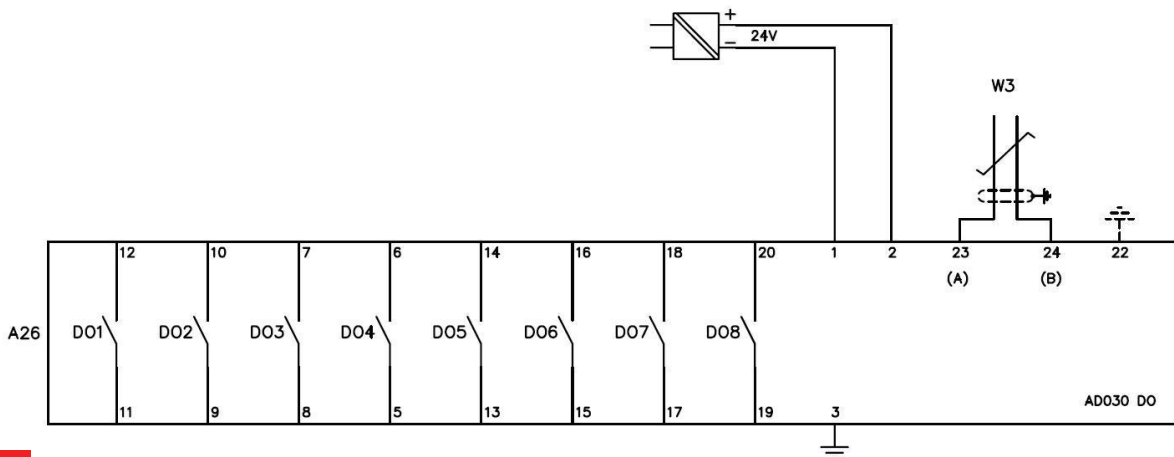


**Unità di Segnalazione AD030 DO, AD030 AO, AD030 MI**  
**Signalling Units AD030 DO, AD030 AO, AD030 MI**  
**Fernschalteinheiten AD030 DO, AD030 AO, AD030 MI**  
**Unités de Signalisation AD030 DO, AD030 AO, AD030 MI**  
**Unidades de Señalización AD030 DO, AD030 AO, AD030 MI**



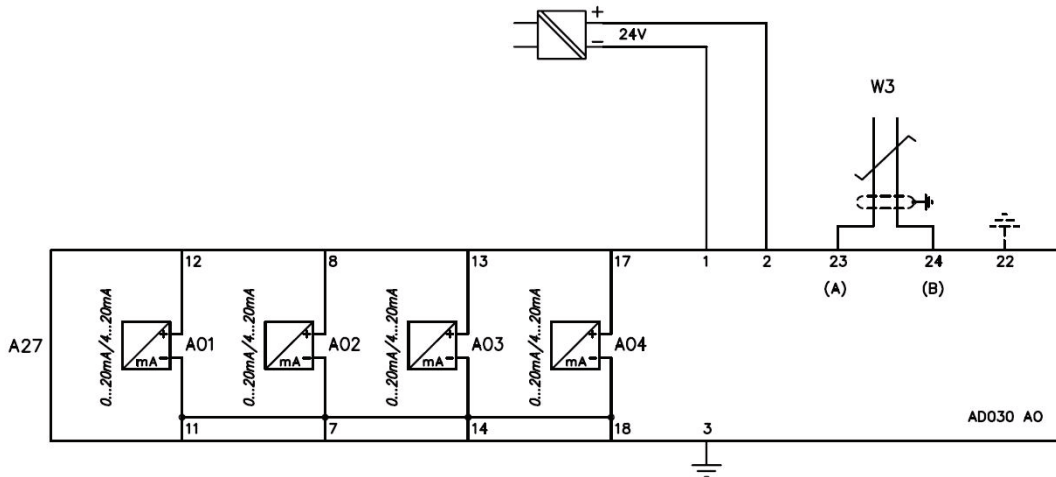
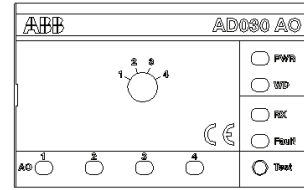
**A**

**Schema elettrico AD030 DO**  
**Circuit diagram AD030 DO**  
**Elektrisches Diagramm AD030 DO**  
**Diagramme électrique AD030 DO**  
**Diagrama eléctrico AD030 DO**



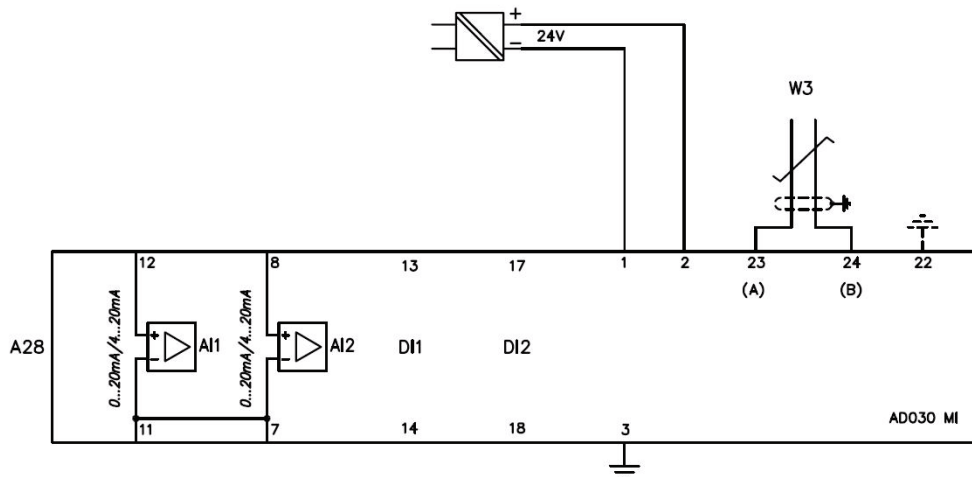
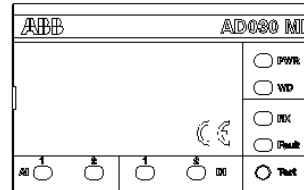
**B**

**Schema elettrico AD030 AO**  
**Circuit diagram AD030 AO**  
**Elektrisches Diagramm AD030 AO**  
**Diagramme électrique AD030 AO**  
**Diagrama eléctrico AD030 AO**



**C**

**Schema elettrico AD030 MI**  
**Circuit diagram AD030 MI**  
**Elektrisches Diagramm AD030 MI**  
**Diagramme électrique AD030 MI**  
**Diagrama eléctrico AD030 MI**



**D**

**Nota:** per informazioni sul funzionamento dell'unità fare riferimento al manuale SMART IO system (1SDH000622R0001).  
**Note:** for information about unit operation refer to SMART IO system manual (1SDH000622R0001).  
**Hinweis:** für den Betrieb der maßeinheit, Hinweis das Handbuch SMART IO system (1SDH000622R0001) bilden.  
**Nota:** pour le fonctionnement de l'unité faire référence au manual SMART IO system (1SDH000622R0001).  
**Nota:** para la operacion de la unidad, hacer referencia al manual SMART IO system (1SDH000622R0001).