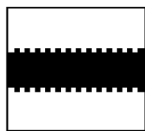
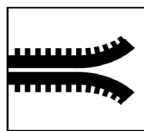


Type CTPA

Lightweight - Extra flexible conduit



Solid



Slit

Extra flexible lightweight nylon (PA6) conduit is a general-purpose conduit suitable for electrical loom applications.

Certifications / Standards:

(Refer to tables for certifications details)



Features & benefits:

- Lightweight - General purpose conduit
- High flexibility & fatigue life
- High abrasion, impact and shock resistance
- Able to withstand automotive oils and solvents
- Self-extinguishing, low smoke toxicity and halogen Free
- Very high UV resistance
- Available in black and orange

Applications:

- Interior harnesses or areas of lower mechanical risk
- Tight bend radii
- Frequent dynamic movement

Temperature range:

- Static applications: -40°C to +120°C
- Moving applications: -5°C to +120°C
- Short term: +150°C

UV Resistance:

- Very high (Black)
- High (Orange)

Material / Materials / Finishes:

- Polyamide (Nylon) PA 6 - heat and UV stabilised

Ingress protection:

- For use with all hinged and sealed fittings in the Harnessflex range
- IP40 - Hinged fittings (CTPA Slit IP40 only)
- IP68 (10 bar 30 mins) - Sealed fittings
- IP69 - Sealed fittings

Conforms to:

- CE marked to Low Voltage Directive 2014/35/EU
- RoHS Compliant to 2011/65/EU
- Conforms with end of life vehicle directive (ELV) EU200/53/EC
- FMVSS302

Fire performance:

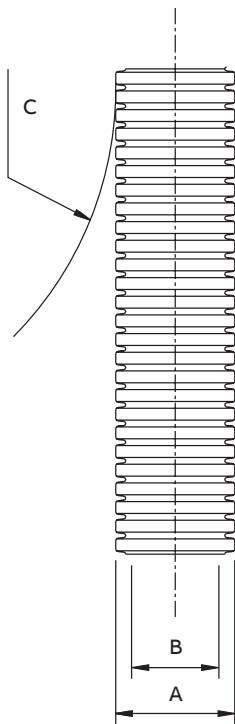
Test standard	Performance rating
IEC 61386-1	Pass
UL94	HB
FMVSS302	10 mm/min

Degree of mechanical protection:

- High flexibility & fatigue life

Chemical resistance:

- High chemical resistance levels
- View our chemical resistance guide [here](#).



Type CTPA Conduit – Part numbers and dimensions

Solid Part No.	Slit Part No.	Conduit size		Dimensions (mm)			Reel length (m)
		(NC)	(NW)	Outside Dia. (A)	Inside Dia. (B)	Bend radi (C)	
CTPA08	CTPA08-S	8	7.5	10.05	6.60	10.0	100
CTPA10	CTPA10-S	10	8.5	11.60	8.20	15.0	100
CTPA12	CTPA12-S	12	10	13.10	10.00	20.0	100
CTPA16	CTPA16-S	16	13	16.05	11.70	35.0	100
CTPA20	CTPA20-S	20	17	21.20	16.60	45.0	50
CTPA25	CTPA25-S	25	22	25.60	20.60	45.0	50
CTPA28	CTPA28-S	28	23	28.35	22.80	45.0	50
CTPA32	CTPA32-S	32	29	34.50	28.60	55.0	50
CTPA40	CTPA40-S	40	36	42.40	35.00	65.0	25
CTPA50	CTPA50-S	50	48	54.30	46.50	90.0	25

Part number example: To order quote part number & reel length, e.g. CTPA06/100m. For slit conduit options add -S to part number, e.g. NC06-S/100m.

Colours available: Black ● RAL 9005 / Orange ● RAL 2003 / *Other colour options available, subject strictly to MOQ.

For colours other than standard Black also add colour, i.e. /OR for Orange conduit, e.g. CTPA06/OR/100m.

Mechanical properties

Test type	Standard	Requirement	Status
Crush strength	IEC61386-1	<25% crush >90% recovery	>125N
Tensile strength	IEC61386-1	Fitting pull off (Hinged Fitting)	>100N
Impact strength @ 23°C	IEC61386-1	No cracks <20% deformation min value	>20J
Impact strength @ -15°C	IEC61386-1	No cracks <20% deformation min value	>6J
Dynamic bend radius @ -15°C	IEC61386-23	5,000 cycles minimum	4xOD
Cold bend @ -40°C	NFR13-903	2xOD	Pass

Thermal properties

Test type	Standard	Requirement	Value
Minimum temperature	–	Permanent use static	-40°C
Minimum temperature	IEC 61386-23	Dynamic Use (5000 cycles @ minimum bend radius @ 40 reverse bends / minute)	-15°C
Max temperature	–	Permanent use	120°C
Max short term temperature	–	Permanent use	150°C
Max short term temperature	–	Permanent use	175°C

Flammability

Test type	Standard	Requirement	Result	Value
Flammability	UL94	Vertical (V0,V2) or Horizontal (HB)	HB	–
Flammability	BS EN IEC 61386-1	1Kw Burner @ 45° vertical burn	Pass	Pass/Fail
Flammability	FMVSS3042	≤100mm/min	10	mm/min

Toxicity

Test type	Standard	Requirement	Result	Value
Halogen free	–	<0.5%	Pass	Pass/Fail
Phosphorous free	–	<0.5%	Pass	Pass/Fail
Sulphur free	–	<0.5%	Pass	Pass/Fail

Pre-test conditions

Duration	Standard	Temperature	Relative humidity
168 (hrs)	BS EN IEC 61386-1	23°C	50%

ABB UK Ltd
CMG House, Station Road,
Coleshill, Birmingham
B46 1 HT
Tel: +44 (0) 1675 468 200

For Sales Support contact:
gb-cmg.salesupport@abb.com
For Technical Support contact:
cmg.conduitsystems@abb.com
For Samples Support contact:
gb-sample-requests@abb.com

We reserve the right to make technical changes or modify the contents of this document without prior notice. With regard to purchase orders, the agreed particulars shall prevail. ABB Cable Management Products Ltd. does not accept any responsibility whatsoever for potential errors or possible lack of information in this document.

We reserve all rights in this document and in the subject matter and illustrations contained therein. Any reproduction, disclosure to third parties or utilisation of its contents – in whole or in parts – is forbidden without prior written consent of ABB Cable Management Products Ltd. Copyright© 2023 ABB. All rights reserved