

# IT3000A

## Universal weighing terminal

### For industrial use W&M approved

#### Stainless steel housing IP67

Suitable for harsh environment weighing locations. With mounting brackets for desktop or wall-mount installation. Integrated power supply unit, sealed cable glands for all cable connections.

#### Universal use

Suitable for difficult environmental conditions and locations with high hygienic standards, as in the food, pharmaceutical and chemical industry.

#### LCD display with back lighting

For indication of weight, multilingual operator prompts and calibration dialog.

#### Keyboard

With function keys for zero setting, taring and printing, numeric keys for the entry of manual tare and IDs. Alphanumeric entries possible via multiple key assignment.

#### Power supply

110 – 240 V AC (integrated) for stationary use or 12 – 30 V DC (integrated) for mobile use.

#### High operational security

Fast and error-free operation is ensured by a high-contrast alphanumeric LCD for the indication of weight, IDs and operator prompts in combination with an easy-to-use keyboard.

#### Weighing electronics

IT3000A connects to one scale with up to 16 load cells and provides a W&M approved resolution of up to 6000d with max. 80% preload. Calibration is possible as single or multiple-range (eg 3 x 3000d) and as single or multi-interval scale.

#### Weighing program

Display of net, tare and gross weight. Operator prompting with entry of up to 20 additional IDs (eg order-no, customer-no, product-no, etc). Prompts and length of entries are configurable. Parts counting and totalizing is also possible. Weighing data can be stored in an internal W&M approved data archive (only for operating modes BASIC, TRUCK and ONLINE).

Plug-on modules are used to set IT3000A up for applications of varying complexity:



#### Data logging

Via optional printer interface. The print layout for labels or forms is fully configurable. Printout of weights, totals, date, time, stored texts, entered IDs and calculated values.

#### Data transmission to PC

Via optional PC interface. Transmission of all entered IDs, date, time and weight after each weighing cycle.

#### PC ONLINE Mode

Via optional PC interface. Reading of weight, taring, zero setting and other functions can be remotely controlled from a PC. Weights can be stored in a W&M approved data archive in the IT3000A or on the PC's harddisk for verification. Data transmission is possible through serial interface or Ethernet LAN via EtherPort.

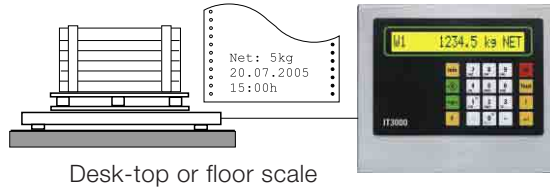
#### Switching and filling

With an optional input/output module two weight thresholds can be monitored, eg for max. or min. values. Start of weighing cycle and taring is possible from external switches. Alternatively the inputs and outputs can be used for a filling sequence with start/stop/interrupt and two-speed cut-off.

# IT3000A – Standard programs

## Basic – W&M approved weighing terminal

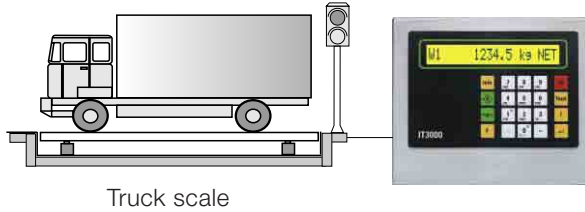
Entry of IDs, eg order-no. and product code, taring, weighing and totalizing, W&M approved storage of weighing data in data archive, printout of ticket, data transmission to PC.



Connection to:  
printer, PC or  
remote display

## Truck – W&M approved truck scale terminal

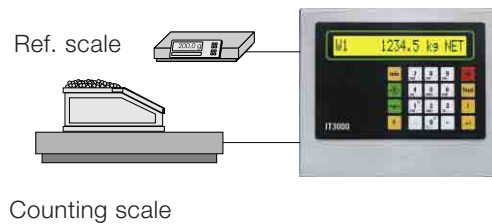
First and second weighing or single-pass weighing with known tare weight, W&M approved data archive, printing of ticket, data transmission to PC.



Connection to:  
printer, PC or  
remote display

## Count – Parts counting terminal

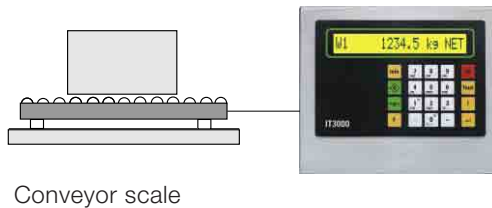
Capturing of piece weight via reference scale, parts counting with optimization of piece weight, weigh-in or weigh-out mode, plus/minus display, item counter, memory for totals, printing of ticket, data transmission to PC.



Connection to:  
printer or PC

## Check – Checkweighing terminal

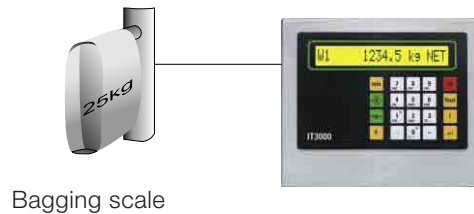
Weight check for incoming goods or filling applications, plus/minus check with output of min./max. signals.



Connection to:  
printer or PC

## Fill – Simple filling controller

Filling or discharging in fast and slow speed, with tare check and preact optimization. Memory for the filling parameters of 10 products. Inputs for external start/stop signals.



Connection to:  
relay unit  
or PLC

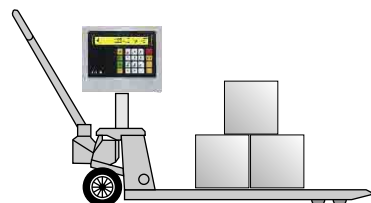
## Online – W&M approved ONLINE weighing terminal

Data transmission, taring or zero setting on request from PC. Connection to PC via serial line or Ethernet, W&M approved data archive in IT3000A or on PC.



## IT3000A – Mobile weighing

Data capturing, weighing and ticket printing for mobile scales. W&M approved data archive. Data transmission via WLAN or Bluetooth as option.



Connection to:  
printer and  
WLAN

# IT3000A – Technical data

## Display and keyboard

**20-character alphanumeric back-lit LCD**, height of characters 14 mm, for indication of weight and operator prompts and calibration.

**Sealed membrane keyboard with tactile feedback**, with numeric keys for the input of tare weights and additional information, scale keys for zero setting and taring and function keys. Input of alpha characters via multiple assignment of numeric keys.

## Weighing electronics

Integrated signal amplifier for the connection of one or two scales with up to 16 strain gauge load cells (AC version) or up to 6 load cells (DC version), W&M approved resolution of up to 6000d at 80% preload. Internal resolution 524,000d, 50 updates per second, smallest loadcell signal 0.33  $\mu\text{V/e}$ .

## Calibration

Setup as single or multiple-range scale with 1, 2 or 3 ranges or as multi-interval scale. Calibration with test weights or through entry of rated output of load cell(s), option for the linearization of the load curve. Clear operator prompts for all steps of calibration sequence. Transmission of all calibration data to/from PC with printout.

## Electrical connection

110 (–15%) to 240 (+10%) V AC, 50/60 Hz via integrated power supply, option: 12 – 30 V DC, power consumption max. 15 VA.

## Operating temperature

–10 °C to +40 °C, 95% relative humidity, non-condensing

## Interfaces

### PC interface

Selectable RS232, 20 mA CL, RS422 or RS485, configurable as data transmission after each weighing cycle or on request.

### Printer interface

Selectable RS232, 20 mA CL or RS485, for the connection of a form or ticket printer, printout configurable with PC tool IT3000 Configurator.

### Interface for remote display

Selectable RS232, 20 mA CL or RS485, several protocols for remote displays can be configured.

### 2 digital inputs and 2 digital outputs

Optoisolated, 24 V DC, outputs for setpoint monitoring or simple filling applications, inputs for start of weighing and taring or start/stop of filling.

### Analog output

0...20 mA, 4...20 mA, 0...10 V or 2...10 V, 32,000 divisions, for analog output of weight.

## Construction

### Desk/wall version



- Stainless steel housing, IP67
- Suitable for desk-top or wall-mount installation
- Dimensions W x H x D: 225 x 190 x 145 mm

### Panel-mount version



- Stainless steel housing, fascia plate protected to IP67
- Panel-mount installation
- Dimensions W x H x D: 216 x 156 x 61 mm
- Cut-out in panel: 199 x 139 mm

## Data archive

**Internal W&M approved data archive** for the storage of the last 100,000 weighings. Display and printout for verification over selectable period of time.

**Powerfail-safe storage** of date and time. Application memory:

- Basic: 10 selectable tare weights
- Count: 10 reference weights
- Truck: 100 first weights
- Fill: 10 products

## Options

**Interface for two scale bases DUAL-ADM** to connect second scale.

### PC Software COM+ and ARCHIVE

Recording of weighing data on PC's harddisk, providing long-time storage.

### PC Software ReadIT

For the reception of weighing data and storage in an ASCII file or database.

### Ethernet connection

Via external EtherPort gateway.

### IT3000 Configurator

PC tool for the calibration of the scale and the configuration of operating sequence and print format.

### Splash and dust cover

Transparent plastic cover to protect display and keyboard.

## Certifications

- Directives: 2009/23/EC, 2004/108/EC, 2006/95/EC, 2004/22/EC
- Standards: EN 45501, OIML R76-1, EN 61000-6-2, EN 61000-6-3, NAMUR NE21, EN 60950, OIML R51, OIML R61, OIML R107
- EC-approval as non-automatic weighing instrument, MID-approval as AGFI, checkweigher, automatic catchweighing instrument, weigh labeler, weigh-price labeler, discontinuous totalizer
- NTEP-approval as non-automatic weighing instrument and Bulkweigher for grain and general purpose
- ETL-certified in accordance with UL 60950-1 and CSA C22.2 no. 60950-1
- EMI compliance with FCC Part 15
- Mesures Canada: Approval as non-automatic weighing instrument
- Russia: Approval as non-automatic weighing instrument, AGFI, automatic catchweighing instrument, discontinuous totalizer
- Ukraine: Approval as non-automatic weighing instrument, AGFI, automatic catchweighing instrument, discontinuous totalizer

For more information please contact:

### **ABB Automation GmbH**

#### **Force Measurement**

Oberhausener Str. 33  
40472 Ratingen, Germany  
Tel.: +49 2102 12-25 30 20  
Fax: +49 2102 12-14 14  
ForceMeasurement@de.abb.com

[www.abb.com/pressductor](http://www.abb.com/pressductor)

## **Note:**

We reserve the right to make technical changes or modify the contents of this document without prior notice. With regard to purchase orders, the agreed particulars shall prevail. ABB does not accept any responsibility whatsoever for potential errors or possible lack of information in this document.

We reserve all rights in this document and in the subject matter and illustrations contained therein. Any reproduction, disclosure to third parties or utilization of its contents – in whole or in parts – is forbidden without prior written consent of ABB.

Copyright© 2010 ABB  
All rights reserved