



ABB-free@home®


Making home automation easier than ever

Table of contents

004–007	Introduction & Overview
Applications	
014	Light control
015–016	HVAC
017–018	Shade control
019	ABB Trevion®
020	ABB RoomTouch® 4“
021–023	Indoor air quality
024–025	Scenes
026–027	Door communication
028	Presence simulation
029	Geofencing
030–031	Everything off function
Control	
034–035	Devices and voice control
036–037	ABB-free@home® app
Integration	
040–041	Sound and lighting
042–043	Home appliances
Installation	
046–047	Installation
048–049	Configuration and set up
050–051	Installation and architecture
Digital Services	
052	MyBuildings Portal
053	24-hour self-service customer support
054–055	ProService portal
058–097	Range

—
INTRODUCTION

Home becomes smart





Just as you like it

The Smart Home

The perfect daily routine. With ABB-free@home®, the entire home can be controlled not only with switches, but now even more practically: by smartphone or tablet and via touch or voice control. This allows home automation to be managed in a way that's mobile and smart, precise and flexible. For example, if the light atmosphere needs to be changed, tapping on the touchscreen or a simple voice command moves the blinds or changes the colours of the lights. Experience the future of smart living today.





FREEDOM

As an innovative home automation system, ABB-free@home® offers an endless number of possibilities for creative design. This allows the home to be equipped with personal concepts and preferences. Both today and in the future.





Free choice

Live as your heart desires

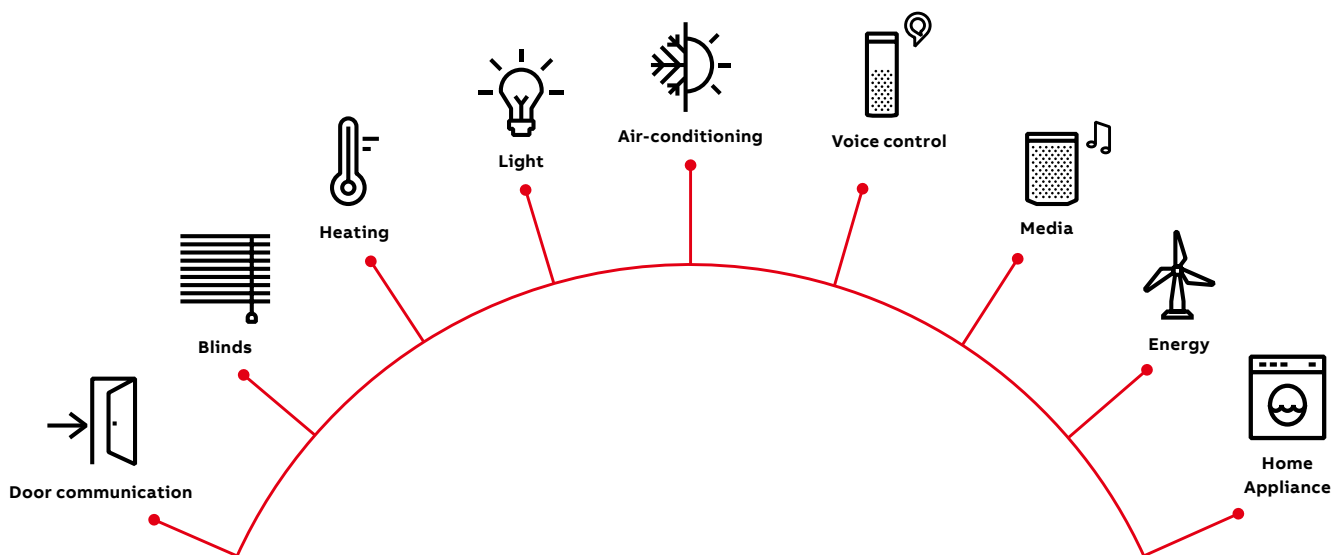
Smart. ABB-free@home® transforms the house or the apartment into an intelligent home. Whether blinds, lights, heating, air-conditioning or door communication – comfort, safety and efficiency can finally be remotely controlled. Via a switch on the wall, via voice control or with a smartphone, tablet or personal computer.



The pleasure of simplicity

ABB-free@home® makes daily life easier. You can manage blinds, lights, heating, air-conditioning and door communication using just one system. The smartphone becomes the remote control in the house. It allows you to raise the blinds and switch on the radio

in the kitchen with the touch of a button while you are still in bed – or to deactivate all lights and devices via a switch when leaving the house. Very convenient. Extremely comfortable. Very energy efficient. The setting of these scenes is as easy as can be – to suit the mood or situation.



Open for new ideas

With ABB-free@home® everyone can determine for themselves how they want to use the smart living technologies. Both individual functions, such as heating or control

of blinds, or a combination of different functions can be implemented. Over the course of time the system can also be flexibly extended, if one so desires. Freedom of choice at all times.

APPLICATIONS

ABB-free@home® is easy to operate and at the same time flexible and adaptable to everyday situations or to those very special moments in life. And here, complete scenes can be played automatically or be set or called up spontaneously to suit the mood.





Applications

Total networking for Blinds, lights, heating, air-conditioning, door communication

Comfortable right from the start. It begins with commissioning and continues later when used as a part of daily life. With ABB-free@home® all applications in and around the house are amazingly easy to combine.

Light control

Life begins with light. With ABB-free@home® it can be optimally used, whether for illuminating individual rooms or the entire house. For example, with striking light scenes – for different moods and to suit the occasion. A pleasant side effect here is the cost-saving and environmentally friendly use of energy.

- Easy to adjust light scenes
- Central or remote control
- Fast activation of emergency lighting
- Support of energy efficiency
- Flexible use
- Philips hue LED integration



Philips hue LEDs

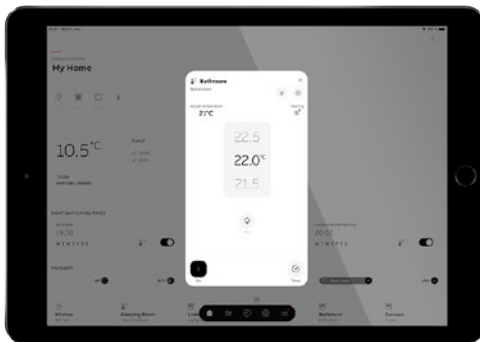
Simply integrate the Philips hue LEDs into the system and control them via ABB-free@home®. This allows hue lamps to be comfortably controlled via a switch on the wall, or in a scene together with other lamps, even when the smartphone or tablet is not available.

Dimmer and movement detector

With ABB-free@home®, rooms or entire buildings can be illuminated according to your requirements. Each situation receives suitable light – whether striking light scenes or emergency lighting. All lights are switched on at once.



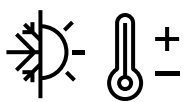
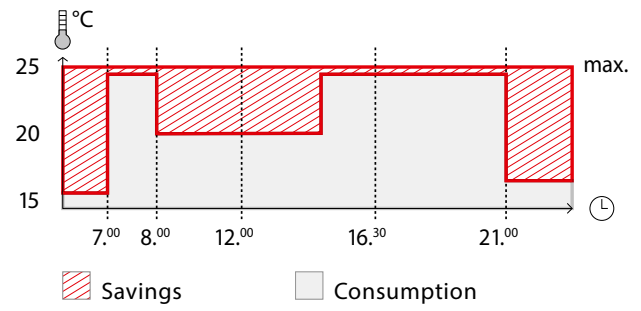
Pleasantly economical. The ideal room temperature throughout the day and night is the result of precise control. ABB free@home® connects all components for a fine-tuned indoor climate.



Heating and air-conditioning

Comfortable and energy-saving. The optimum room temperature can be adjusted with ABB-free@home® according to the actual requirement. In ECO mode, the temperature is automatically lowered at night or when no one is home. The heating can be automatically shut off when the windows are open. This reduces the energy consumption – whether for conventional heaters or underfloor heating.

The ideal temperature is never the same. Depending on the time of the day, the room temperature controller provides your personal feel-good temperature. The heating valves are controlled wirelessly – with radio-controlled thermal actuating drives. The room temperature controllers can be integrated into the switch combination. And the window contacts are networked wirelessly as well. That is both smart and efficient.



- Heating to suit individual requirements: depending on the daily routines instead of specific requirements
- For conventional heaters or underfloor heating
- Support of energy efficiency
- ECO mode
- Local operation or remote controlled via app for smartphone and tablet

Blinds

Whether blind, roller blind, awning or roller door – with ABB-free@home®, sun protection and energy-saving could not be easier. Opening and closing, as well as adjustment of slats can be automated and controlled with switches, ABB SmartTouch® 10", ABB-free@homeTouch 4.3" or the app for smartphone or tablet. In addition, a weather station for

protection during a storm, a timer or astro function can be used. It automatically adjusts the blind according to sunrise and sunset. The relevant data are combined in the System Access Point and are precisely implemented. The panel displays a comprehensive overview of all measured values and time settings.

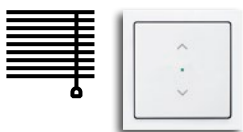
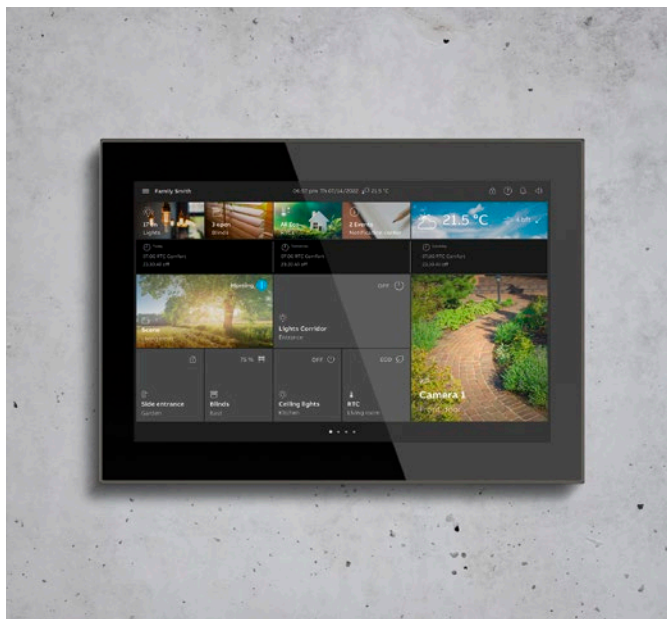




Weather station

One thing is certain: the weather cannot be precisely predicted. The weather station records the brightness, temperature, rain and wind speed outside the home. Weather data are sent immediately and linked with actuators to automatically control functions. All important data are clearly displayed in the ABB-free@home® app.

- Provides numerous control options, dependent on brightness, temperature, rainfall and wind speed
- Shows weather data on the smartphone, tablet and display
- Reliably protects blinds and awnings against the effects of weather
- Optimises energy efficiency



Blind switch

Ready for all operating modes. With either a short or long press of the button for roller blinds, exterior blinds or awnings as well as adjustment of slats. In combination with a wind sensor, the roller blinds, exterior blinds and awnings close up completely and are locked during high wind conditions.





ABB Trevion® 2.4" Display

ABB Trevion® includes a 2.4" display with black glass surface for higher contrast, which keeps the display readable even at a tilted viewing angle. Users can choose between light and dark mode and haptic feedback through vibration contribute to an intuitive operation.

- 12 control functions
- Max. 4 functions per page
- Swipe operation similar to a smartphone
- Information page for up to 12 status messages (KNX)
- Proximity/brightness sensor
- Room temperature controller included
- Internal temperature sensor
- One binary input/external temperature input

The 2.4" display has an integrated bus coupler (monoblock) and can be used in a KNX system as well as in an ABB-free@home® installation. The three sizes (55, 63, 70) allow the use in the switch programs such as Busch-balance® SI, future® linear and Busch-art linear®.



ABB Trevion® Keypads

Experience modern sensor technology combined with sleek design and a unique usability concept through capacitive surfaces.

The keypads can be configured flexibly as a 1-fold up to 4-fold touch sensor (one order code) so it is adaptable to individual needs and can be reconfigured subsequently. Multi-color LEDs visualize changes in movement or brightness through the animated light guide.





ABB RoomTouch® 4"

With the user-friendly and customizable interface, all functions can be easily controlled, for example, by opening the blinds with a swipe up or closing them with a swipe down. You can also create personalized room scenes, control the panel by swiping through the menu or tapping to confirm an action such as turning on the lights.

- 12 control functions
- KNX Data Secure for maximum data protection
- Up to 12 status information can be shown (e.g. fault / alarm messages)
- One random touch to activate a pre-defined "coming in" scene or function
- Haptic feedback (vibration)
- Integrated proximity and brightness sensor
- Integrated room temperature controller
- Anti-glare mode for use in dark, complementing the day and night mode of the device
- Flexible visualization (1-4 functions per page)
- Integrated binary input and external temperature sensor input



Compatibility with ABB i-bus® KNX, ABB-free@home®, optional coupling with external temperature sensors or conventional switches





Indoor air quality

Measure, monitor and control the air quality in your home with ABB Tenton® for ABB-free@home® to enhance well-being and comfort via one simple system.

Nowadays, we are more aware of the importance of maintaining good health and general well-being, as well as reducing pollutants and promoting sustainability. That's why we've introduced ABB Tenton® 4 in 1 device for ABBfree@home®, it ensures your home's overall air quality will be as you want it to be at all times – giving you even more control and peace of mind.

Measurement and control across four key areas

The unique ABB Tenton® Indoor Air Quality (IAQ) system gives you the comprehensive information you need:



Temperature

Measure and control the temperature so it's always just right.



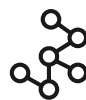
Humidity

Measure humidity levels for a healthy living environment.



Carbon dioxide

Monitor CO₂ levels for safety and overall comfort.



Volatile organic compounds (VOC)

Check pollutant levels to ensure well-being.

In each case, you'll have all the data at your fingertips – and you'll be automatically notified if any of these elements exceeds the set level or designated air quality. You'll then be able to adjust heating, air conditioning, and ventilation as required.




ABB Tenton® range



8gang
Control element



6gang
Room temperature controller with control function



12gang
Control element

Featuring flush or surface mounting options with customizable function and control elements, the elegantly designed ABB Tenton® is available in many configurations and colors; studio white, aluminum silver, studio white matt, and black matt, that will harmoniously integrate into any architectural scheme.



10gang
Room temperature controller with control function



6gang
Room temperature controller with CO₂ / moisture sensor and control function



10gang
Room temperature controller with CO₂ / moisture sensor and control function

How it works



Sensors capture information and summarize it into an easy-to-understand air quality index, displayed on the unit.



If levels exceed set thresholds, then you're sent notifications automatically.



Everything is viewable and adjustable on the device or via your ABB-free@home® app.



Individually monitor levels in rooms throughout your home, wherever you are.



Integrate seamlessly with ABB-free@home® functions, so you can operate lighting, heating, aircon, blinds and more.



How to get started



It's simple to set up – a professional electrician can install everything, with no need for special installers or system integrators.



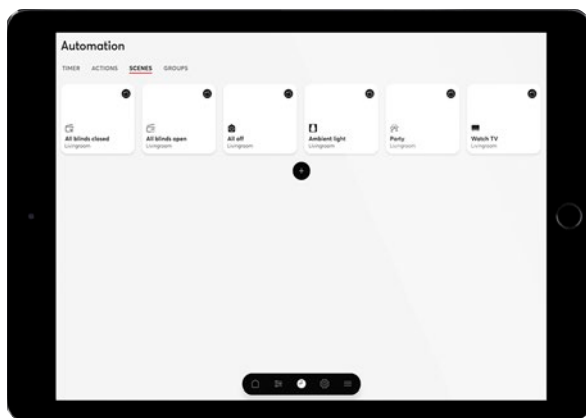
The clean, elegant design has flexible options for flush or surface mounting and comes in a choice of colors to match your interior.



You can also customize the function and control elements, using our online labeling tool to display text and symbols in the ways you want.



Atmosphere at the press of a button – for a perfect evening after a long day at work. Simply at the press of a button. ABB-free@home® cares for a friendly reception when arriving at home. With a colourful display of light, pleasant room temperature and your favourite music. Precisely the right atmosphere for relaxing.



Fast change of scene

A single press of the button on the switch, on the ABB SmartTouch® 10", smartphone or tablet suffices to call up a complete scene. This, for example, allows a living room to be transformed in a matter of seconds to suit an occasion – for welcoming guests or for a pleasant evening of relaxation.

Simple scene configuration

To create or change your own individual scenes is child's play with ABB-free@home®. An intelligent assistance wizard helps to put together the desired functions. This, for example, allows the working light, cooker hood and Internet radio to be simultaneously activated via a binary output, while also dimming the light at the dinner table – again with a press of a button.

For a reassuring feeling. The various modules interact smoothly with one another, providing extra comfort, safety and efficiency. Every detail is aesthetically lit up, in all locations, both outside and inside the home.




Door communication

The ABB-Welcome door communication system can be integrated into ABB-free@home®. The door communication and home automation can be used together with ABB SmartTouch® 10". For example, the light switches on when the doorbell rings to see visitors more clearly. And for reasons of safety, the video camera records pictures of visitors at the door when no one is home.



This app contains everything

Because the same app is used for ABB-free@home® flex, ABB-free@home® and ABB-Welcome with a identical, self-explaining menu guide: "Set up new Bluetooth device" appears automatically, as soon as Bluetooth is activated on the mobile device, the device is in programming mode in the factory settings or when the app is open. The general settings for the installation can be set up in the installation area.



- Large touch display (10", 25.46 cm), to recognise who is at the door
- Easy operation keys for opening doors, mute function and light
- Integrated picture memory
- Configuration of "Welcome scenes" when a visitor rings the bell or the door is opened

Smart control via app and voice

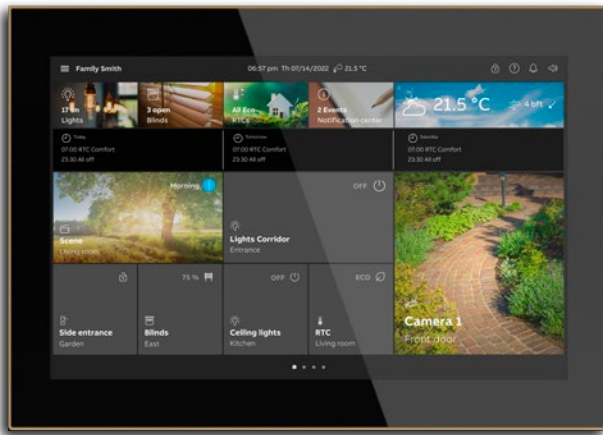
Smartphone or tablet becomes the central control unit of the door communication. The ABB-Welcome app also makes remote control via the Internet possible. This makes communication possible with all visitors. Now you are at home everywhere.



Present and yet not at home

With presence simulation

Everything is in perfect order at home. Because ABB-free@home® brings life into rooms that are at times unoccupied. For this the system stores the habits of the residents while they are at home and then calls them up during their absence.



- Free app for iOS and Android devices
- Integrated picture memory
- Easy remote control via MyBuildings portal powered by ABB Ability



MyBuildings portal

Presence simulation

Always a good feeling. Because the presence simulation of ABB-free@home® records the weekly actions of all devices in the home. And this is how it convincingly simulates the presence of the owners. No matter whether they are on a business trip, on holiday or just shopping around the corner. The impression always remains the same: someone is at home.

Everything controllable

Via the connection to the MyBuildings portal powered by ABB Ability, most functions of ABB-free@home® can now be controlled and activated via remote control. This makes it possible to maintain control – even while on holiday, with maximum protection of one's privacy. Those who do not use a remote control can operate their ABB-free@home® system from the cloud.



Geofencing

The innovative Geofencing function of ABB-free@home® makes it possible for home owners to surround the house or other locations with an imaginary fence. If someone enters or leaves this defined zone, free@home automatically responds with previously specified actions. For example, the system

switches off the lights and adjusts the heating, to save energy when all residents have left the house. Or it regulates the room temperature as soon as one leaves the place of work in the evening so that the home is warm and cosy when arriving at home.



Everything off with a single function

A reassuring feeling

The simplest type of switch-off. ABB-free@home® offers this with the everything-off function. It is especially practical when leaving the house. It simultaneously switches off all networked devices in all rooms.




Rest assured

In principle the everything-off function works just like a preset scene. In this case all networked devices are simultaneously switched off in all rooms. Aside from improving safety, this also improves energy efficiency. The everything-off function is especially practical at the

bedside. Before falling asleep the entire lighting in the house can be switched off with just a press of a button. A very practical function that adds comfort and safety.



- Pre-programmed everything-off switch
- Easy to operate



Near and far

The central switch for the everything-off function can be located on the wall near the front door and, of course, at any other location in the house. And for mobile use it can be displayed in the app on the smartphone or tablet.



CONTROL

The freedom to interact the way you want, via touch or voice control, ABB-free@home® gives you the freedom to choose what suits your needs. To live your life your way.





Easy to use

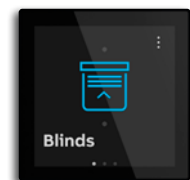
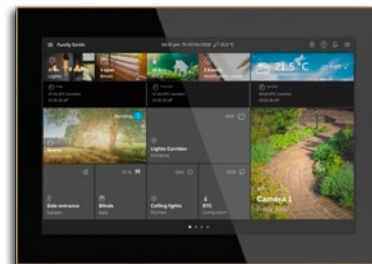
A variety of control options

The new independence. Creating the perfect indoor climate or ideal illumination can now be done via flexible and precise remote control – with the touch of a finger or voice commands. Operation as simple as desired.



Alexa and Google Assistant

Amazon Echo and Google Home control lamps, light switches and thermostats, plays music, supplies news and much more – and all this simply via voice control.



Tablet and smartphone

The operating concept provides the highest flexibility and mobility because everyone has the choice to control the functions also mobile via the smartphone or tablet. And thanks to the ABB-free@home® app, also with the tip of the finger while travelling. Easier than ever.

ABB SmartTouch® 10" and ABB RoomTouch® 4"

With 2 different size display units available (10" and 4") and black or white interface, you are sure to find a control panel to suit your needs and interior design. Both offer intuitive operation via tapping or swiping, easy to set up and even easier to operate – plus making adjustments a snap.



ABB Tenton®

Working seamlessly with the ABB-free@home® eco system, ABB Tenton® multi-sensors simplify the implementation of intelligent automation in modern buildings. With up to 12 control options in one device, reducing the need for multiple sensors and panels, ABB Tenton® provides automation and control of heating and cooling systems and room automation, such as lights and blinds control.

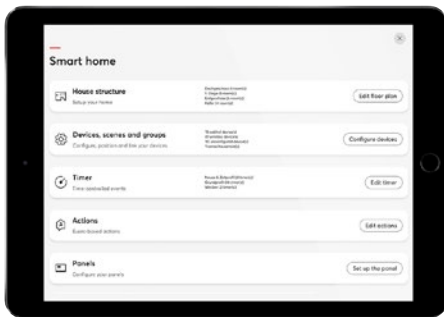
ABB Trevion®

ABB Trevion® is the perfect complement to our home and building automation systems, thanks to its swipe- and rotation functions and an animated light guide that enhances its smooth usability. Its customizable display and control elements can be integrated into many of our switch design ranges, making it fit seamlessly into any interior.

The touch of a finger is sufficient


For the app that is extremely easy to operate

Home automation has never been easier. The ABB-free@home® app is suitable for controlling the entire technology in the networked house. And making adjustments is as simple as surfing the Internet.



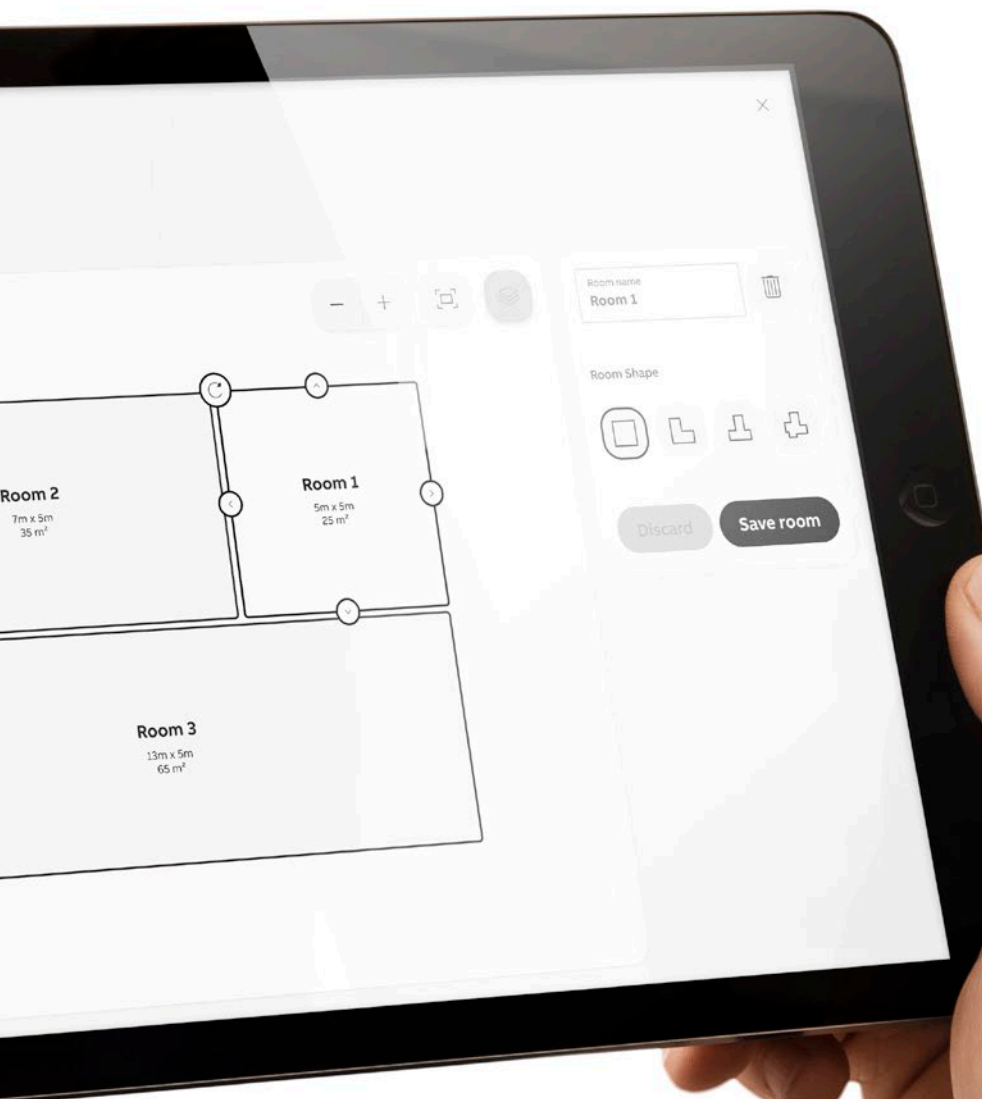
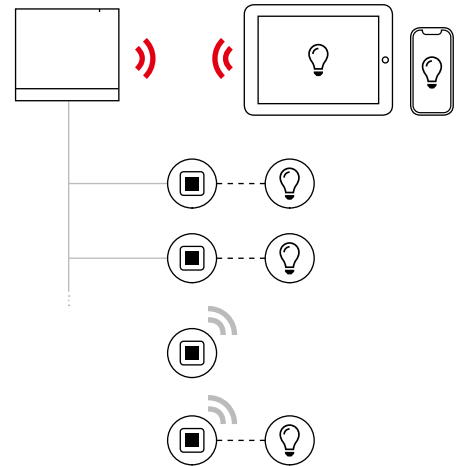
Everything is possible

The unique user interface has been developed especially for ABB-free@home®. It can be used via the Internet browser on a PC or laptop as well as on a smartphone or tablet. An app that adapts the user interface for mobile operation (iOS/Android) has been developed especially for use with smartphones or tablets.



Perfectly connected

The System Access Point is connected with different sensors and actuators via the two-wire bus technology or wireless. During commissioning an optional ad hoc connection can be established with the tablet if, for example, no router has yet been installed. Later the System Access Point and the mobile devices will be integrated into the home network. Global access to the ABB-free@home® system is possible via the MyBuildings portal powered by ABB Ability.



- Easy to install
- Easy to configure
- Easy to change later
- Intuitive operation

INTEGRATION


Do more with ABB-free@home® and connect to your smart devices from Miele and Home Connect or sit back and relax to the sounds from your Sonos wireless sound system. Life is better when we connect.

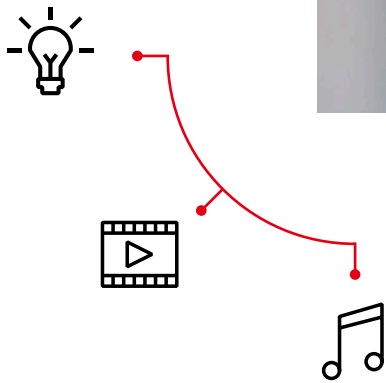




Connect more – do more

The smooth integration of smart lighting solutions, sound systems, and modern household appliances into ABB-free@home® offers a variety of options for convenient use. All networked devices with their icons are displayed in the free@home app and the ABB-free@home® panel and can be controlled from there. All functions can also be directly controlled via the wall-mounted pushbuttons, which is possible only with free@home.





LEDVANCE

Friends of Hue smart light switches integrate seamlessly with the Philips® Hue lighting system. Convenient and quick to set up and manage with no need for additional gateways, LED lights and lamps from LEDVANCE SMART+ WIFI are now compatible with ABB-free@home®. Likewise, all lighting and house functions can be easily controlled with one app.



Philips hue LEDs

All functions of the Philips hue LEDs can be integrated in a scene. In addition to the brightness, the colour shade can also be defined in a scene.



Sonos

Never has the enjoyment of music been so comfortable in all rooms. Because the Sonos wireless home sound system harmonizes perfectly with ABB-free@home®. All Sonos loudspeakers can be easily operated fully integrated: via free@home wall sensors and touch panels or via ABB-free@home® app. The replay of music, the selection of your Sonos favourites or the volume control are simplicity itself.



Home Connect



Miele

All Smart-Home-capable devices from Miele and Home Connect can be integrated in ABB-free@home® without any difficulty.



The washing machine and the drier immediately signal on the panel and the free@home app when they are finished. Practical and time-saving. Because it makes the constant checking in the cellar unnecessary.



Cooking becomes more comfortable. Because now also the light and ventilation of the extractor hood can be integrated into the "cooking scene". And the "everything-off scene" now also switches the extractor hood completely off. Or only its light, if desired. All household appliances can even be conveniently controlled (without app!) via the wall-mounted push-buttons – exclusive with ABB-free@home®.

Always the irritating questions! Did I switch off the light in the cellar? Did I forget to close the refrigerator door? With ABB-free@home® these worries are now a thing of the past. Because the app informs you immediately and also reminds you.



The start into the day gets better and better. Because when the "good morning scene" is selected, also the coffee machine switches itself on – as if by magic.



The oven must be off when there is no one at home. ABB-free@home® ensures that it is switched off as soon as you leave the house. Reliable and safe. To ensure that you have no reason to worry.



INSTALLATION


Fast initial installation by the electrician. And easy and convenient operation and later adjustment by the user via app – even via remote control.



The new freedom

Limitless possibilities

One system, many extensions. Every home can be turned into a Smart Home. With its cabled or wireless sensors, actuators and control elements, ABB-free@home® is comprehensive and practical. Both for new as well as old buildings. Home automation knows no limits.



More now and in the future

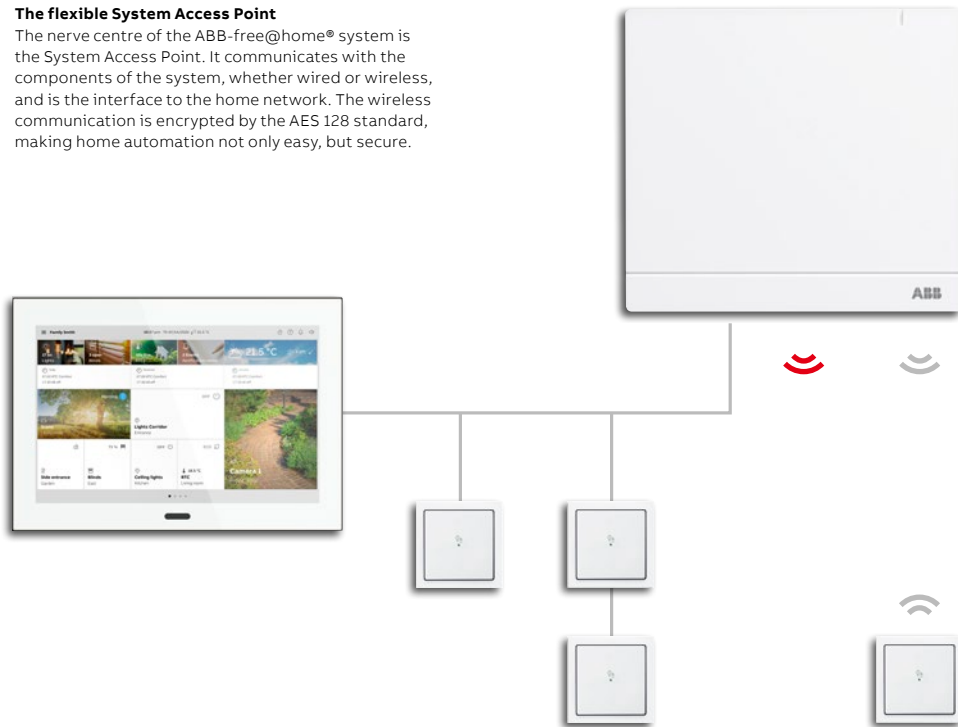
ABB-free@home® means more options, fewer limitations and easier operation. Existing systems can be extended at any time, even without brickwork thanks to wireless technology. The new System Access Point processes all data safely and precise. For the residents everything remains pleasantly in-visible; they enjoy a uniformly functioning home automation that fulfils all wishes, even those of tomorrow.

Easy to install and extend

Those who build or renovate their home will appreciate ABB-free@home® as much as the electrician does. Because both use a system that is easy to understand and extremely efficient. If functions and comfort features are to be extended, this is possible at all times without any great effort. Once it is set up by the electrician, users can call up the user interface on the computer or tablet themselves and change the settings.

The flexible System Access Point

The nerve centre of the ABB-free@home® system is the System Access Point. It communicates with the components of the system, whether wired or wireless, and is the interface to the home network. The wireless communication is encrypted by the AES 128 standard, making home automation not only easy, but secure.



Open for all connections

The System Access Point allows up to 150 connections, in any combination of all wired, all wireless or a mix of both. If more than 64 wired devices are needed, a second power supply can be easily installed directly in parallel to the first, with no constraints on the minimum cable length required between both supplies.

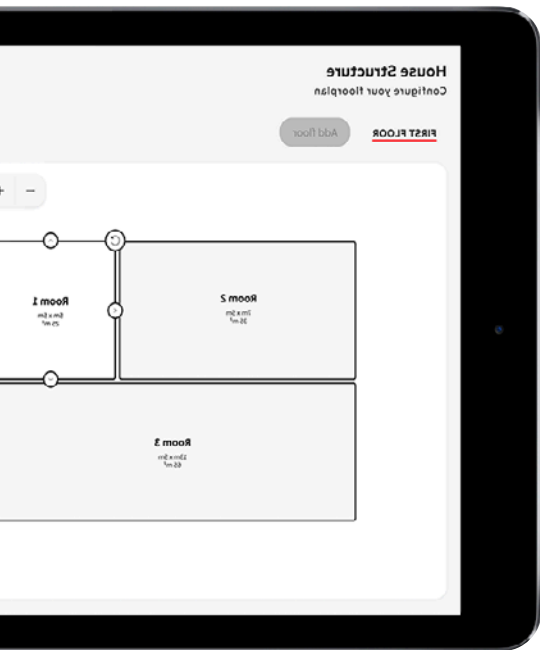
Mounting possibilities

The design of the System Access Point offers three different mounting versions. Horizontal, on a table top for example, with the rubber feet preventing the device from sliding or from scratching the surface. Hanging on the wall, and here the Access Point is fixed on the supplied mounting plate or on a VDE flush-mounted box. Invisible on a DIN rail in the switch cabinet. A corresponding adapter is available as an accessory.

So easy, anyone can do it

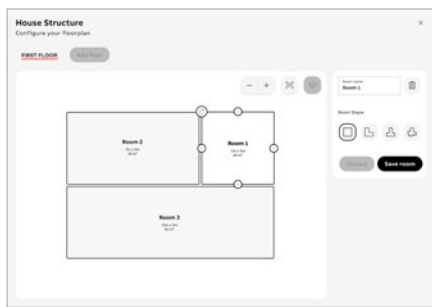
Creating scenes

Intuitive operation. The ABB-free@home® app is easy to understand. To start with, all available devices in the rooms are activated in the display, allowing the favourite settings to be made immediately via drag-and-drop.

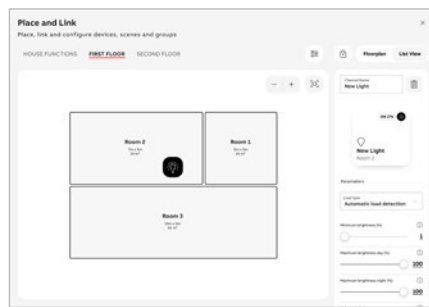


Easy to install – and even easier to operate

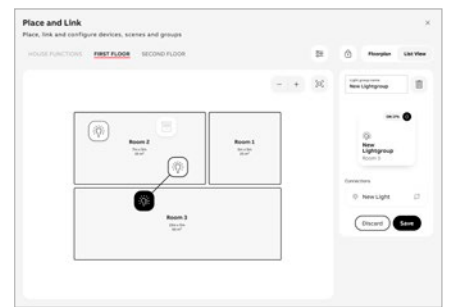
The ABB-free@home® app has been optimised for use in daily life. The wizard guides one through the system. The most important functions are clearly marked with self-explanatory icons. It makes no difference whether the components are connected in the two-wire bus or wirelessly. One has control over a uniform system. For maximum security, a personal password can be activated when logging in. This protects the home automation system against unauthorized access and tampering.



The house
First the electrician sets up the floor plan with its floors and rooms.



Assigning
Then the sensors in the app are integrated in the floor plan and assigned in the system.

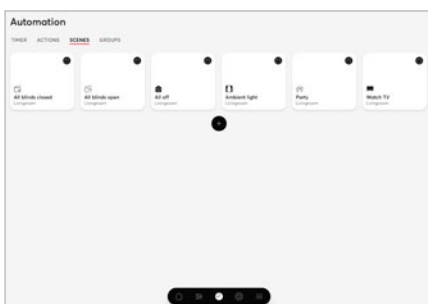


Combining
And finally, the elements can be combined according to individual preferences and requirements.



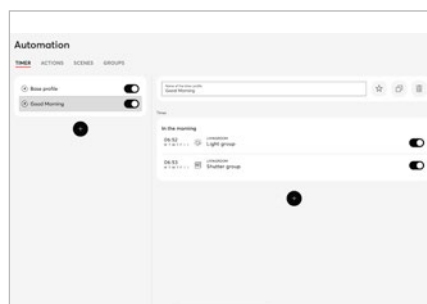
Simple and time-saving

The electrician performs the initial configuration of the system via app. Operation is particularly fast and saves on costly billable hours.



Scene control

The user can easily combine the switches and devices available in each room to create personal scenes. The lighting scene for an evening on the sofa, for example.



Time control

Roller blinds can be automatically moved and lights can be switched at any time or dependent on sunrise or sunset.



Panel setting

The most important functions can be controlled from a central location in the house and easily changed later at any time.

Simply effortless

This saves valuable labour time

Now easier than ever. Only a few components are needed to install ABB-free@home®. For the direct activation of light, the entire system only requires a bus cable, the sensor/actuator unit, a power supply and a System Access Point for programming.

- 01 System Access Point
- 02 Sensor, 1gang
- 03 Switch actuator, 4gang
- 04 Binary input, 2gang, flush-mounted
- 05 Power supply



01

The System Access Point

The nerve centre of the ABB-free@home® system is the System Access Point. It provides access for computer, tablet or smartphone via WLAN. This allows the functions of the system to be defined and remotely controlled – even after installation. The System Access Point can also be combined with a network router – via LAN or WLAN. Just connect and you're done. For convenience, the System Access Point creates its own WLAN and the software necessary for project planning and commissioning is already on board. This makes you independent from the structural conditions and no additional software is required. As soon as you are finished with programming you can save the status and restore it again at any time.



02

03

04

05

The actuators and sensors

Actuators for switching, dimming and control are available for ABB-free@home®. The flush-mounted binary inputs also allow the integration of conventional switches and devices, such as window contacts, for example. Push-buttons, room temperature controllers and movement detectors are available as sensors.

Central distribution board with rail-mounting actuator

The installation of central rail-mounting actuators in the consumer unit makes the installation of the sensors even easier – as only the bus line is located in the flush-mounted box. With this method, the costs for each channel can be reduced.

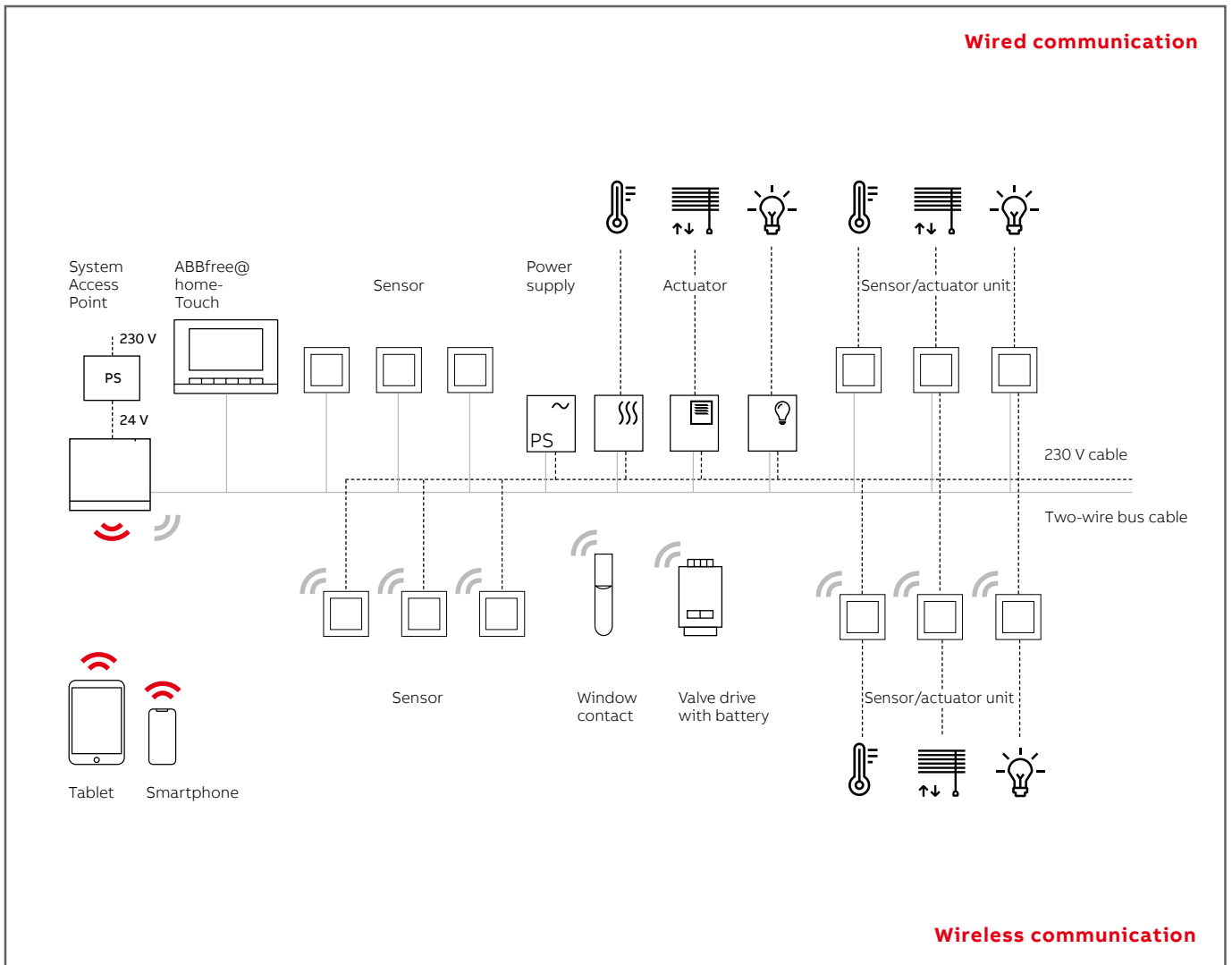
Sensor/actuator unit for decentralised control

All in one. With the sensor/actuator unit, both the sensor and actuator are located in a single device to save space. The basic function of the unit is pre-configured, which makes programming the basic function unnecessary – but possible if required. The 230-volt line is wired as usual.



Sensor/actuator unit

The sensor/actuator unit combines a control element and, for example, a switch actuator in the single flush-mounted housing. It is installed in the same way as a flush-mounted switch. The device has already been pre-programmed: this means the light can be switched on directly after installation – without any programming. The sensor/actuator unit can, of course, be freely re-configured via the user interface, just like all other sensors and actuators.



MyBuildings Portal

Digital services

Our Digital Services are designed to simplify the set up and management of a smart home installation via any web enabled device. With dedicated support for both professional installers and end-users, we've got you covered.

Our smart solutions are pretty smart out of the box, but to extend control and access your ABB home systems both while at home and remotely in an easy, secure, and comprehensive way you will need to register and create an account on MyBuildings Portal.



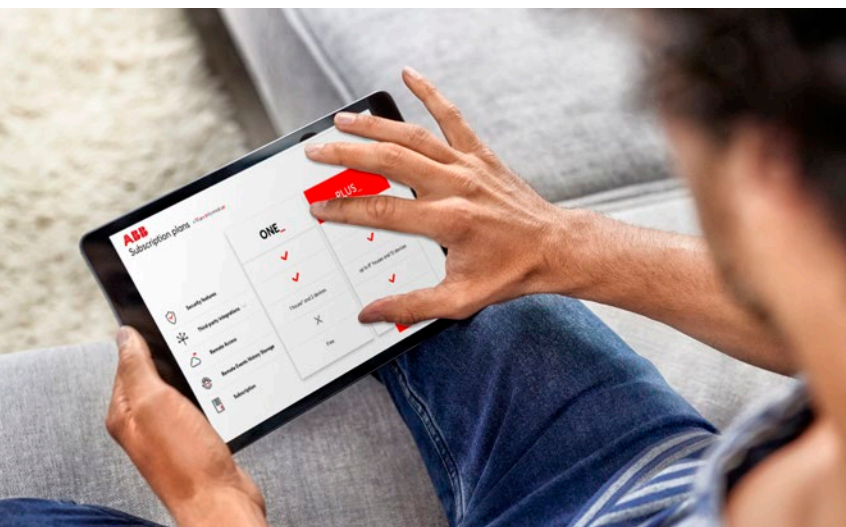
The myBuildings portal is your entrance into the world of ABB. From controlling your existing ABB-Welcome® installation, ABB-free@home® installation up to planning new installations, third party integrations and a range of security features, the myBuildings Portal offers every tool you need.



Getting started is easy and only takes a few minutes:

1. Go to eu.mybuildings.abb.com
2. Create an account
3. Automatically get the ONE subscription for free
4. Upgrade to PLUS to enjoy all benefits

	ONE	PLUS
Security Features	X	X
Third-party Integration	X	X
Residential Remote	1 household and 4 mobile devices (smartphone/tablet)	8 households and 10 mobile devices (smartphone/tablet)
Remote Events History Storage	-	X
	Free subscription	€ 2,49/Month or € 24,99/Year



It's the easy, secure and comprehensive way to look after your home with total control at home, remotely and at all times via one simple system backed by ABB protection.

24-hour self-service customer support

Digital services

Leveraging artificial intelligence our unique digital customer support tool is available world-wide 24/7 and is completely free of charge. Accessible via ABB-free@home® next app and ABB-Welcome app or the ABB website.



Our self-service assistant will help you find an answer to your question

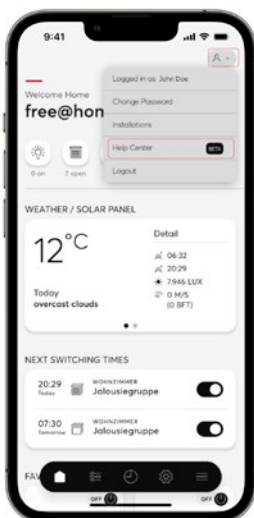
- Easy and quick support through self-service trouble-shooting
- Simple and intuitive step-by-step guides with instructions for set-up and usage
- Support via live chat* or email
- Additional support: If you cannot find a solution, you'll be forwarded to our support team, along with a full history of the things you have tried.



Benefits

- Always accessible with 24-hour support at your fingertips via the app
- Get support quickly with no need for installer intervention, saving you time and money
- Access to a wealth of Smart Home expert knowledge and support

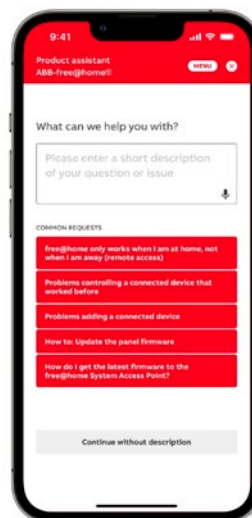
free@home
Next app



Step by step
guides



Self-service and
trouble-shooting



Live Chat
and Video*

* where available

ProService portal

Professional installers digital services

If you require assistance or maintenance support, this can be done virtually by your installer, without the need of an on-site visit. The ProService portal offers a digital support possibility at any time.

Service and Support virtually for your ABB-free@home® system.
This grants lots of benefits to free@home users:



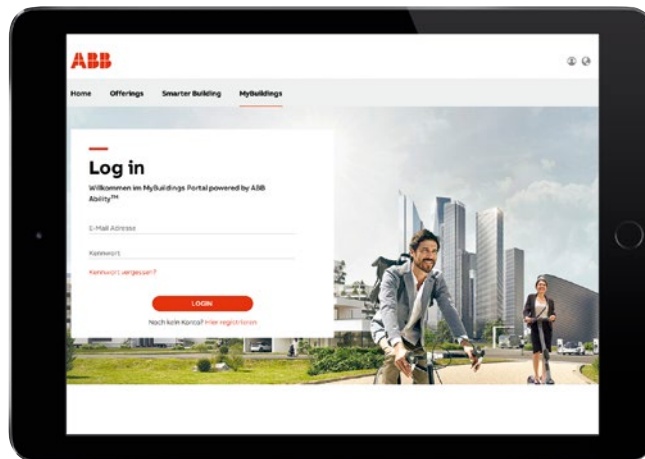
Remote maintenance

If you require assistance, the installer can access the ABB-free@home® system via the ProService portal to make the adjustments and changes. Also firmware updates can be done virtually.



Full Transparency

The system promotes trust and transparency by giving the home owner complete visibility of any access or work on their system. The log shows the homeowner detailed information what has been changed: person, time and duration as well as any changes to the system – and the owners are able to revoke access rights at any time.



Full control by home owner

The home owner is able to grant access to the installer for a maximum of 24 hours. Secure end-to-end encryption connects the Installer Portal to the customer's System Access Point.



Efficient response

Faster and more efficient response time when you require support from an installer. No travel time is required and no need to schedule an on-site appointment.

—
It's easy for the installer



Registration

Registration to the ProService portal works easily in the MyBuildings portal with the use of your ABB MyBuildings portal access data.

Creating employees

You authorize your employees via an invitation e-mail to use the ProService portal. As the owner of the account you can now see all your registered employees and assign them to individual customers.



Remote maintenance

After the customer has authorized the 24-hour time window for access, the installer can then access the ABB-free@home® system via the ProService portal and make adjustments and changes.

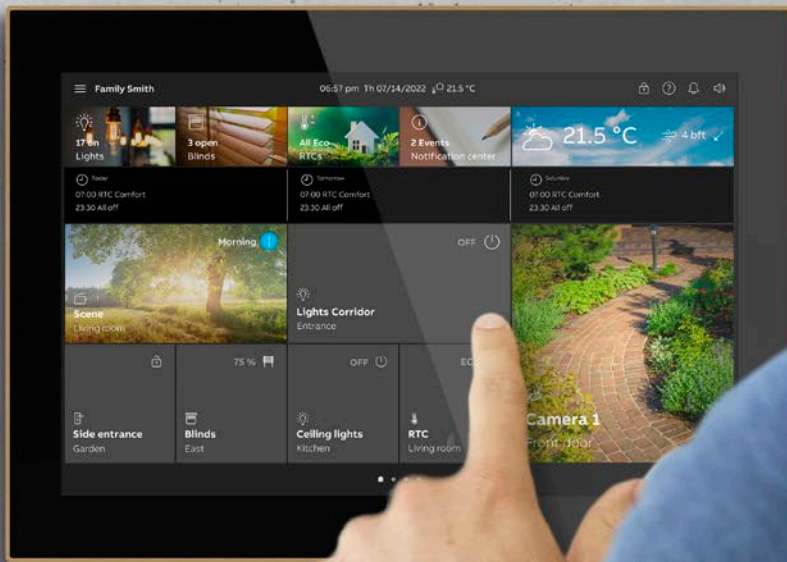
Creating customers

You invite your customers to use the remote maintenance service also via e-mail. You can then support your customers via the ProService portal.

	Pro_ONE	Pro_PLUS	Individual
Management & Supervision	X	X	X
Cloud Backup	X	X	X
Remote Maintenance	X	X	X
Attachable End Customers	1	< 99	> 99
	Free of charge	€ 89 / Year	Individual offer


Range





The range

Modularity makes everything possible



System Access Point 2.0	
Article no.	SAP/S.3
Description	For commissioning and remote control of the ABB-free@home® system. With integrated free@home wireless antenna. With integrated free@home bus connection. Allows the execution of astro and time programs. Commissioning and remote control is executed via web interface or app. No additional commissioning software is required. Easy commissioning with WLAN ad-hoc mode. Connection to the home network via WLAN client mode or via CAT cable.
Dimensions (H × W × D)	107 mm × 109 mm × 30 mm
Technical data	Display elements: LED for status display Nominal voltage: 230 V~ Rated frequency: 50 Hz/60 Hz Protection type of device: IP 20

Temperature sensor	
Article no.	DP4-T-1
Description	For use as remote sensor.
Cable length:	4 m
Line type:	H03 VV-F
Type:	NTC 10 kohm



ABB RoomTouch® 4"	
Article no.	white: RT/U12.86.1-811 black: RT/U12.86.1-825
Description	Freely programmable Touch panel 1 – up to 12 fold featuring a 4-inch IPS screen with 480*480 resolution that offers home control and monitoring of the free@home, or ABB i-bus® KNX. Control, observe and manage your entire installation on one device: Switching – Dimming – Slider – Blind – RGBW control element – Step switch – Scene switch – Display element – Audio control element.
Dimensions (H × W × D)	86 mm × 86 mm × 11 mm
Technical data	External power supply needed: 20-32 VDC (SELV) Number of bus subscribers: 1 Optional Removal protection: TZE/U.0.1.CK Display size: 10,16 cm (4") Display resolution: 420*420 Display screen: IPS display



ABB SmartTouch® 10"		
Article no.	ST/U10.1.1-811 ST/U10.1.1-825 ST/U10.2.1-811 ST/U10.2.1-825 ST/U10.3.1-811 ST/U10.3.1-825 ST/U10.4.1-811 ST/U10.4.1-825	white/stainless black/stainless white/graphite black/graphite white/satin gold black/satin gold white/rose gold black/rose gold
Description	<p>Freely programmable Touch panel featuring a 10-inch IPS screen with 1280*800 resolution that combines smart home automation and door communication in one device for residential applications, hotels, and commercial buildings. ABB SmartTouch® 10" offers home control and monitoring of the ABB-free@home®, or ABB i-bus®KNX system and the fully integrated functions of ABB-Welcome.</p> <p>Control, observe and manage your entire installation on one device: Switching - Dimming - Slider - Blind - RGBW control element - Step switch - Scene switch - Display element - Audio control element – RTC control element – VRV control element and display different values such as energy consumption and production. With scene function, logic functions, presence simulation and time programs. ABB SmartTouch® 10" can also be used as an end device for communication with the ABB-Welcome outdoor stations, and as part of the ABB-Welcome door communication system.</p>	
Dimensions (L x W x D)	180.2 mm × 254.6 mm × 17.5 mm	
Functions	<p>ABB i-bus®KNX: A total of 450 control elements are displayed on a maximum of 25 pages.</p> <p>ABB-free@home®: Twisted pair connection provides a single dashboard page with a maximum of 18 controls. Alternatively, for additional control, connection via wi-fi delivers the same amount of control and features as the free@home Next app.</p> <ul style="list-style-type: none"> 80 fault and alarm messages 30 logic functions 30 timers presence simulation for 20 participants 10 scene actuators (in total 100 scenes are possible to store) 3 object RTCs <p>Equipped with a hearing loop for coupling the audio signal into hearing aids A single page can have up to 18 touch surfaces</p>	
Technical data	<p>External power supply: 20-32 VDC (SELV) or via the ABB-Welcome system controller.</p> <p>Display size: 25,4 cm (10")</p> <p>Display resolution: 1280*800</p> <p>Display screen: IPS display</p> <p>Flush or Surface mounted.</p> <p>Can also be mounted on a desktop stand.</p> <p>The flat design slim real metal frame sits almost flush with the wall (14 mm) and is available in 4 colors (stainless steel, graphite, gold and rose gold) and black or white glass.</p>	

The range

Modularity makes everything possible



IP touch 7	
Article no.	LAN, black: H8236-1BG LAN, white: H8236-1WG LAN + WiFi, T-loop, black: H8236-4B LAN + WiFi, S M box included, USA, black: H82364-BG LAN + WiFi, T-loop, white: H8236-4W LAN + WiFi, S M box included, USA, white: H82364-WG LAN + LAN, T-loop, black: H8236-5B LAN + LAN, T-loop, white: H8236-5W LAN + WiFi, CN, black: H8236-6B LAN + WiFi, CN, white: H8236-6W LAN + LAN, CN, black: H8236-7B LAN + LAN, CN, white: H8236-7W LAN + WiFi, black: H8236-8BG LAN + WiFi, white: H8236-8WG LAN + LAN, black: H8236-9BG LAN + LAN, white: H8236-9WG
Description	IP touch with cyber security boot & storage function. Supporting the systems door communication ABB-Welcome, ABB i-bus® KNX and ABB-free@home®. Connectable via LAN or WiFi, power supply via direct DC or PoE. Can be mounted surface or flush. With integrated room temperature controller and temperature sensor. During the conversation a picture of the visitor can be taken and stored in the picture memory. For door calls during absence three pictures of the visitor are automatically stored in the picture memory. Different bell sounds are adjustable for door and floor ringing; five polyphone bell sounds are available. Individual bell sounds (can be integrated via SD card). SD card slot for extension of the picture memory. Equipped with a hearing loop (T-Loop) for coupling the audio signal into hearing aids. Capacitive HD display with glass surface, resolution 7" with 1024 x 600 and 10" with 1280 x 800.
Dimensions (H x W x D)	198.5 mm x 149.6 mm x 36 mm
Technical data	Rating voltage: 24 V Operating voltage range: 20-27 V ¹ Rating current: 27 V, 250 mA; 24 V, 280 mA ² Rating current: 27 V, 390 mA; 24 V, 440 mA ³ Rating current: 27 V, 240 mA; 24 V, 270 mA Display size: 7" Resolution: 1024 x 600 px Operating temperature: -10 °C ... +55 °C PoE standard: IEEE802.3 af ² Alarm power output: 12 V, 200 mA ² Relay output: 30 V, 1 A ¹ Wireless transmission band: 802.11b/g/n: 2412 ... 2462 MHz (for United States) 2412 ... 2472 MHz (for European countries) 802.11a/n: 5150 ... 5250 MHz 5250 ... 5350 MHz 5470 ... 5725 MHz (not used in Russia) 5725 ... 5850 MHz (for United States) ¹ Wireless transmission power: Max. 20 dBm@12 Mbps OFDM 2.4 G Max. 20 dBm@12 Mbps OFDM 5.8 G ¹ Wireless transmission standard: IEEE 802.11 a/b/g/n

¹ IP touch 7 (LAN + WiFi) ² IP touch 7 (LAN + LAN) ³ IP touch 7 (LAN)


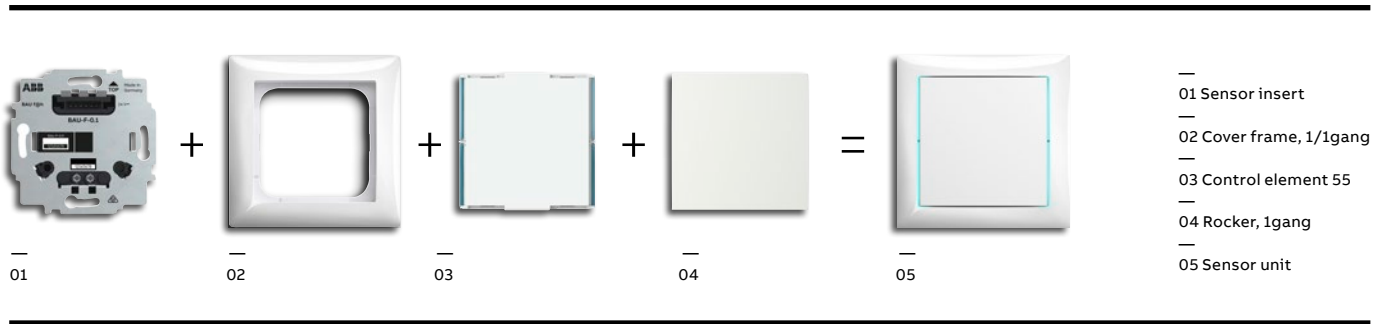


IP touch 10

Article no.	LAN + WiFi, T-loop, black: H8237-4B LAN + WiFi, T-loop, white: H8237-4W LAN + LAN, T-loop, black: H8237-5B LAN + LAN, T-loop, white: H8237-5W LAN + WiFi, CN, black: H8237-6B LAN + WiFi, CN, white: H8237-6W LAN + LAN, CN, black: H8237-7B LAN + LAN, CN, white: H8237-7W LAN + WiFi, black: H8237-8BG LAN + WiFi, white: H8237-8WG LAN + LAN, black: H8237-9BG LAN + LAN, white: H8237-9WG
Description	IP touch with cyber security boot & storage function. Supporting the systems door communication ABB-Welcome, ABB i-bus® KNX and ABB-free@home®. Connectable via LAN or WiFi, power supply via direct DC or PoE. Can be mounted surface or flush. With integrated room temperature controller and temperature sensor. During the conversation a picture of the visitor can be taken and stored in the picture memory. For door calls during absence three pictures of the visitor are automatically stored in the picture memory. Different bell sounds are adjustable for door and floor ringing; five polyphone bell sounds are available. Individual bell sounds (can be integrated via SD card). SD card slot for extension of the picture memory. Equipped with a hearing loop (T-Loop) for coupling the audio signal into hearing aids. Capacitive HD display with glass surface, resolution 7" with 1024 x 600 and 10" with 1280 x 800.
Dimensions (H x W x D)	251 mm x 185 mm x 27 mm (LAN + WiFi) 251 mm x 185 mm x 31 mm (LAN + LAN)
Technical data	Rating voltage: 24 V Operating voltage range: 20-27 V ¹ Rating current: 27 V, 390 mA; 24 V, 440 mA ² Rating current: 27 V, 520 mA; 24 V, 600 mA Display size: 10" Resolution: 1280 x 800 px Operating temperature: -10 °C ... +55 °C PoE standard: IEEE802.3 af ² Alarm power output: 12 V, 200 mA (12 V output is not available when PoE powered) ² Relay output: 30 V, 1 A ¹ Wireless transmission band: 802.11b/g/n: 2412...2462 MHz (for United States) 2412...2472 MHz (for European countries) 802.11a/n: 5150 ... 5250 MHz 5250 ... 5350 MHz 5470 ... 5725 MHz (not used in Russia) 5725 ... 5850 MHz (for United States) ¹ Wireless transmission power: Max. 20 dBm@12 Mbps OFDM 2.4 G Max. 20 dBm@12 Mbps OFDM 5.8 G ¹ Wireless transmission standard: IEEE 802.11 a/b/g/n

¹ IP touch 10 (LAN + WiFi) ² IP touch 10 (LAN + LAN)

ABB Trevion® 2.4" Display
ABB Trevion® Keypad



Color options for rockers*

Color	Code (c)
alpine white	914



Touch Display 2.4", 55 x 55 mm		Control Element, 55 x 55 mm	
Article no.	SD/U12.55.1-825	Article no.	KK/U4.55.1
Description	Freely programmable Touch panel 1 – up to 12 fold featuring a 2.4-inch IPS screen with 240*240 resolution that offers home control and monitoring of the free@home, or KNX system. Control, observe and manage your entire installation on one device: Switching - Dimming - Slider - Blind - RGBW control element - Step switch - Scene switch - Display element - Audio control element. With scene function, logic functions, presence simulation and time programs.	Description	Freely configurable multifunction keypad 1- up to 4-fold with acoustic feedback for the ranges
Dimensions (H x W x D)	55 mm x 55 mm x 32 mm	Dimensions (H x W x D)	55.39 mm x 55.93 mm x 23.05 mm
Function	KNX and free@home functions: <ul style="list-style-type: none"> • A total 12 control elements are displayed on a maximum of 12 pages. • 12 fault and alarm messages • 10 logic functions • 10 weekly timers • 10 scene actuators • 1 Integrated temperature controller (RTC) • Page display with a maximum of 4 touch surfaces on one page • Primary function 18 fault and alarm messages • Integrated temperature sensor. • Haptic feedback • proximity sensor • brightness sensor • 1 binary input or external temperature sensor input (PT1000 / 6226/T) 	Function	<ul style="list-style-type: none"> • Integrated temperature sensor. • Buzzer for acoustic feedback • Support of functions/status through innovative RGB light guide concept. • Day/night mode • Orientation light • Alarm function supported over light guide and acoustic feedback, e.g.. • 5 logic channels for KNX <ul style="list-style-type: none"> - light scene actuator, - logic gates, etc.) - Sequencer - Staircase function"
Colors (c)	glass black	Colors (c)	white
Technical data	External power supply needed: 20-32 VDC (SELV) Number of bus subscribers: 1 Optional Removal protection: TZE/U.0.1.CK Display size: 6,10 cm (2.4") Display resolution: 240*240 Display screen: IPS display Display surface: glass black (-825) Class of temperature controller 1 Contribution to space heating energy efficiency 1,0%.	Technical data	Communication over separate bus coupler/FM-units: <ul style="list-style-type: none"> • For KNX: BA/U1.0.1 • For free@home: BAU-F-0.1 Operation via tapping or swiping of the parameterized functions, e.g.: <ul style="list-style-type: none"> • Switching • Dimming • Blind/shutter • Scene Optional Removal protection: CSE/U0.1.1.CK Number of bus subscribers: 1



Bus Coupling Unit free@home	
Article no.	BAU-F-0.1
Description	ABB-free@home® bus coupler unit for keypad 1- up to 4-fold devices: <ul style="list-style-type: none"> • KK/U4.63.1 • KK/U4.55.1 • KK/U4.70.1
Dimensions (H × W × D)	71 x 71 mm
Function	
Colors (c)	black
Technical data	Bus connection via enclosed terminal block



Cover customized	
Article no.	LFW/A.0.55.1-CK
Description	Freely configurable labeling field for keypad 1-4-fold (KK/U4.55.1)
Dimensions (H × W × D)	55 mm x 55 mm
Function	<ul style="list-style-type: none"> • Integrated temperature sensor. • Buzzer for acoustic feedback • Support of functions/status through innovative RGB light guide concept. • Day/night mode • Orientation light • Alarm function supported over light guide and acoustic feedback, e.g. • 5 logic channels for KNX <ul style="list-style-type: none"> - light scene actuator, - logic gates, etc.) - Sequencer - Staircase function"
Colors (c)	alpine white
Technical data	Ordering possible only with the unique design ID. The icons and/or texts are configured over a web configuration tool.



Cover 1-fold	
Article no.	LFW/A.1.55.1-914
Description	Labeling field without ICON/text for keypad 1-4-fold (KK/U4.55.1)
Dimensions (H × W × D)	55 mm x 55 mm
Colors (c)	alpine white




Cover 2-fold	
Article no.	LFW/A.2.55.1-914
Description	Labeling field with design line for keypad 1-4-fold (KK/U4.55.1)
Dimensions (H × W × D)	55 mm x 55 mm
Colors (c)	alpine white



Cover 3-fold	
Article no.	LFW/A.3.55.1-914
Description	Labeling field with design line for keypad 1-4-fold (KK/U4.55.1)
Dimensions (H × W × D)	55 mm x 55 mm
Colors (c)	alpine white



Cover 4-fold	
Article no.	LFW/A.4.55.1-914
Description	Labeling field with design line for keypad 1-4-fold (KK/U4.55.1)
Dimensions (H × W × D)	55 mm x 55 mm
Colors (c)	alpine white



Cover Light 1-fold Button	
Article no.	LFBT/A.1.55.1-914
Description	Labeling field with light-ICON for keypad 1-4-fold (KK/U4.55.1)
Dimensions (H x W x D)	55 mm x 55 mm
Colors (c)	alpine white



Cover Light 2-fold Button	
Article no.	LFBT/A.2.55.1-914
Description	Labeling field with light-ICON for keypad 1-4-fold (KK/U4.55.1)
Dimensions (H x W x D)	55 mm x 55 mm
Colors (c)	alpine white



Cover Blind 1-fold Button	
Article no.	LFJT/A.1.55.1-914
Description	Labeling field with blind-ICON for keypad 1-4-fold (KK/U4.55.1)
Dimensions (H x W x D)	55 mm x 55 mm
Colors (c)	alpine white



Cover Blind 2-fold Button	
Article no.	LFJT/A.2.55.1-914
Description	Labeling field with blind-ICON for keypad 1-4-fold (KK/U4.55.1)
Dimensions (H x W x D)	55 mm x 55 mm
Colors (c)	alpine white



Cover Blind 1-fold Rocker	
Article no.	LFJW/A.1.55.1-914
Description	Labeling field with blind-ICON for keypad 1-4-fold (KK/U4.55.1)
Dimensions (H x W x D)	55 mm x 55 mm
Colors (c)	alpine white




Cover Dim 1-fold Rocker	
Article no.	LFDW/A.1.55.1-914
Description	Labeling field with one dimming-ICON for keypad 1-4-fold (KK/U4.55.1)
Dimensions (H x W x D)	55 mm x 55 mm
Colors (c)	alpine white




Cover Scene 1-fold Button	
Article no.	LFST/A.1.55.1-914
Description	Labeling field with one scene-ICON for keypad 1-4-fold (KK/U4.55.1)
Dimensions (H x W x D)	55 mm x 55 mm
Colors (c)	alpine white

Cover Scene 2-fold Button	
Article no.	LFST/A.2.55.1-914
Description	Labeling field with light-ICON for keypad 1-4-fold (KK/U4.55.1)
Dimensions (H x W x D)	55 mm x 55 mm
Colors (c)	alpine white




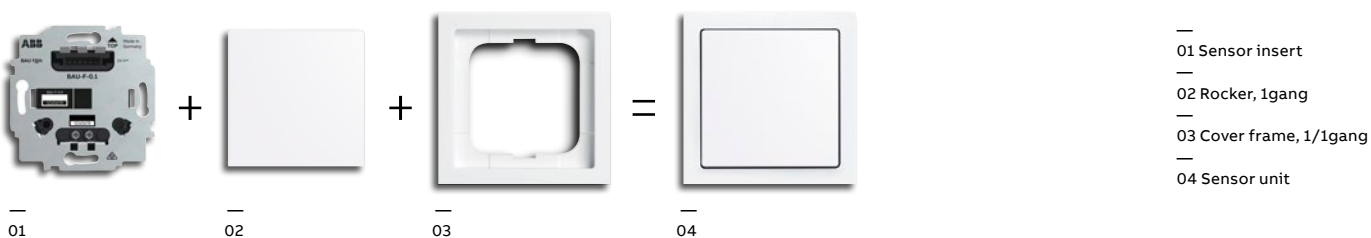
Cover Up/Down 1-fold Rocker	
Article no.	LFAW/A.1.55.1-914
Description	Labeling field with UP/DOWN-ICON for keypad 1-4-fold (KK/U4.55.1)
Dimensions (H x W x D)	55 mm x 55 mm
Colors (c)	alpine white

Cover Up/Down 2-fold Rocker	
Article no.	LFAW/A.2.55.1-914
Description	Labeling field with UP/DOWN-ICON for keypad 1-4-fold (KK/U4.55.1)
Colors (c)	alpine white




Cover Dim/Blind 2-fold Rocker	
Article no.	LFDW/A.2.55.1-914
Description	Labeling field with one dimming- and one blind-ICON for keypad 1-4-fold (KK/U4.55.1).
Colors (c)	alpine white

Cover Music 4-fold Button	
Article no.	LFMW/A.4.55.1-914
Description	Labeling field with Stop/Play/Volume +- -ICON for keypad 1-4-fold (KK/U4.55.1).
Colors (c)	alpine white




Color options for rockers*

Color	Code (c)	Color	Code (c)
anthracite	81	ivory white	82
aluminum silver	83	stainless steel	866
antique brass	840	studio white	84
black matt	885	studio white matt	884
grey metallic	803		



Touch Display 2.4", 63 x 63 mm	
Article no.	SD/U12.63.1-825
Description	Freely programmable Touch panel 1 – up to 12 fold featuring a 2.4-inch IPS screen with 240*240 resolution that offers home control and monitoring of the free@home, or KNX system. Control, observe and manage your entire installation on one device: Switching - Dimming - Slider - Blind - RGBW control element - Step switch - Scene switch - Display element - Audio control element. With scene function, logic functions, presence simulation and time programs
Dimensions (H x W x D)	63 mm x 63 mm x 32 mm
Colors (c)	glass black
Function	KNX and free@home functions: <ul style="list-style-type: none"> • A total 12 control elements are displayed on a maximum of 12 pages. • 12 fault and alarm messages • 10 logic functions • 10 weeklytimers • 10 scene actuators • 1 Integrated temperature controller (RTC) • Page display with a maximum of 4 touch surfaces on one page • Primary function 18 fault and alarm messages • Integrated temperature sensor. • Haptic feedback • proximity sensor • brightness sensor • 1 binary input or external temperature sensor input (PT1000 / 6226/T)
Technical data	External power supply needed: 20-32 VDC (SELV) Number of bus subscribers: 1 Optional Removal protection: TZE/U.0.1.CK Display size: 6,10cm (2.4") Display resolution: 240*240 Display screen: IPS display Display surface: glass black (-825) Class of temperature controller 1 Contribution to space heating energy efficiency 1,0%


Control Element, 63 x 63 mm	
Article no.	KK/U4.63.1
Description	Freely configurable multifunction keypad 1- up to 4-fold with acoustic feedback for the ranges:
Optional Removal protection:	CSE/U0.1.1.CK
Number of bus subscribers:	1
Dimensions (H x W x D)	22.1 mm x 70 mm x 64.24 mm
Colors (c)	white
Function	Integrated temperature sensor. Buzzer for acoustic feedback Support of functions/status through innovative RGB light guide concept Day/night mode Orientation light Alarm function supported over light guide and acoustic feedback, e.g. 5 logic channels for KNX - light scene actuator - logic gates, etc. - Sequencer - Staircase function
Technical data	Communication over separate bus coupler/FM-units: <ul style="list-style-type: none"> • For KNX: BA/U1.0.1 • For free@home: BAU-F-0.1 Operation via tapping or swiping of the parameterized functions, e.g.: <ul style="list-style-type: none"> - Switching - Dimming - Blind/shutter - Scene




Bus Coupling Unit free@home	
Article no.	BAU-F-0.1
Description	ABB-free@home® bus coupler unit for keypad 1- up to 4-fold devices: <ul style="list-style-type: none"> - KK/U4.63.1 - KK/U4.55.1 - KK/U4.70.1.
Dimensions (H x W x D)	71 x 71 mm
Colors (c)	black
Technical data	Bus connection via enclosed terminal block

Cover customized	
Article no.	LFW/A.0.63.1-CK
Description	Freely configurable labeling field for keypad 1-4-fold (KK/U4.63.1)
Dimensions (H x W x D)	63 mm x 63 mm
Technical data	Ordering possible only with the unique design ID. The icons and/or texts are configured over a web configuration tool.

Cover customized	
Article no.	LFW/A.0.63.1-CKL
Description	Freely configurable labeling field for keypad 1-4-fold (KK/U4.63.1)
Dimensions (H x W x D)	63 mm x 63 mm
Technical data	Ordering possible only with the unique design ID. The icons and/or texts are configured over a web configuration tool.



Cover 1-fold	
Article no.	LFW/A.1.63.1- c
Description	Labeling field without ICON/text for keypad 1-4-fold (KK/U4.63.1)
Dimensions (H x W x D)	63 mm x 63 mm
Colors (c)	81, 82, 83, 84, 884, 885, 803, 866




Cover 2-fold	
Article no.	LFW/A.2.63.1- c
Description	Labeling field with design line for keypad 1-4-fold (KK/U4.63.1)
Dimensions (H x W x D)	63 mm x 63 mm
Colors (c)	81, 83, 84, 884, 885, 803, 866




Cover 3-fold	
Article no.	LFW/A.3.63.1- c
Description	Labeling field with design line for keypad 1-4-fold (KK/U4.63.1)
Dimensions (H x W x D)	63 mm x 63 mm
Colors (c)	81, 82, 83, 84, 884, 885, 803, 866



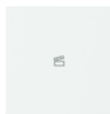
Cover 4-fold	
Article no.	LFW/A.4.63.1- c
Description	Labeling field with design line for keypad 1-4-fold (KK/U4.63.1)
Dimensions (H x W x D)	63 mm x 63 mm
Colors (c)	81, 83, 84, 884, 885, 803, 866




Cover Light 1-fold Button	
Article no.	LFBT/A.1.63.1- c
Description	Labeling field with light-ICON for keypad 1-4-fold (KK/U4.63.1)
Dimensions (H x W x D)	63 mm x 63 mm
Colors (c)	81, 82, 83, 84, 884, 885, 803, 866




Cover Blind 1-fold Button	
Article no.	LFJT/A.1.63.1- c
Description	Labeling field with blind-ICON for keypad 1-4-fold (KK/U4.63.1)
Dimensions (H x W x D)	63 mm x 63 mm
Colors (c)	81, 83, 84, 884, 885, 803, 866




Cover Scene 1-fold Button	
Article no.	LFST/A.1.63.1- c
Description	Labeling field with scene-ICON for keypad 1-4-fold (KK/U4.63.1)
Dimensions (H x W x D)	63 mm x 63 mm
Colors (c)	81, 82, 83, 884, 885, 803, 866




Cover Dim 1-fold Rocker	
Article no.	LFDW/A.1.63.1- c
Description	Labeling field with one dimming-ICON for keypad 1-4-fold (KK/U4.63.1)
Dimensions (H x W x D)	63 mm x 63 mm
Colors (c)	81, 83, 84, 884, 885, 803, 866



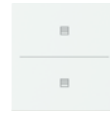
Cover Blind 1-fold Rocker	
Article no.	LFJW/A.1.63.1- c
Description	Labeling field with blind-ICON for keypad 1-4-fold (KK/U4.63.1)
Dimensions (H x W x D)	63 mm x 63 mm
Colors (c)	81, 82, 83, 84, 884, 885, 803, 866



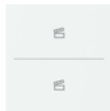
Cover Up/Down 1-fold Rocker	
Article no.	LFAW/A.1.63.1- c
Description	Labeling field with UP/DOWN-ICON for keypad 1-4-fold (KK/U4.63.1)
Dimensions (H x W x D)	63 mm x 63 mm
Colors (c)	81, 83, 884, 885, 803, 866




Cover Light 2-fold Button	
Article no.	LFBT/A.2.63.1- c
Description	Labeling field with light-ICON for keypad 1-4-fold (KK/U4.63.1)
Dimensions (H x W x D)	63 mm x 63 mm
Colors (c)	81, 82, 83, 84, 884, 885, 803, 866



Cover Blind 2-fold Button	
Article no.	LFJT/A.2.63.1- c
Description	Labeling field with blind-ICON for keypad 1-4-fold (KK/U4.63.1)
Dimensions (H x W x D)	63 mm x 63 mm
Colors (c)	81, 83, 84, 884, 885, 803, 866



Cover Scene 2-fold Button	
Article no.	LFST/A.2.63.1- c
Description	Labeling field with scene-ICON for keypad 1-4-fold (KK/U4.63.1)
Dimensions (H x W x D)	63 mm x 63 mm
Colors (c)	81, 82, 83, 84, 884, 885, 803, 866



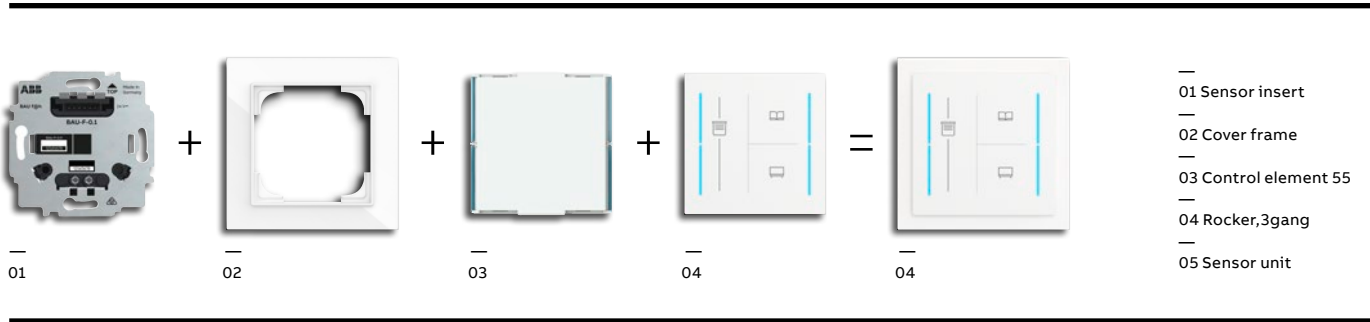
Cover Dim/Blind 2-fold Rocker	
Article no.	LFDW/A.2.63.1- c
Description	Labeling field with one dimming- and one blind-ICON for keypad 1-4-fold (KK/U4.63.1)
Dimensions (H x W x D)	63 mm x 63 mm
Colors (c)	81, 83, 84, 884, 885, 803, 866



Cover Up/Down 2-fold Rocker	
Article no.	LFAW/A.2.63.1- c
Description	Labeling field with two UP/DOWN blind-ICON's ICON for keypad 1-4-fold (KK/U4.63.1)
Dimensions (H x W x D)	63 mm x 63 mm
Colors (c)	81, 82, 83, 84, 884, 885, 803, 866



Cover Music 4-fold Button	
Article no.	LFMW/A.4.63.1- c
Description	Labeling field with Stop/Play/Volume +- -ICON for keypad 1-4-fold (KK/U4.63.1)
Dimensions (H x W x D)	63 mm x 63 mm
Colors (c)	81, 82, 84, 884, 885, 803, 866






05

05 Busch-art linear®

- 01 Sensor insert
- 02 Rocker, 1gang
- 03 Cover frame, 1/1gang
- 04 Sensor unit

Color options for rockers*

Color	Code (c)
 studio white	44G
 studio white matt	44M
 black matt	45M



Touch Display 2.4", 70 x 70 mm	
Article no.	SD/U12.70.1-4015
Description	Freely programmable Touch panel 1 – up to 12 fold featuring a 2.4-inch IPS screen with 240*240 resolution that offers home control and monitoring of the free@home, or KNX system. Control, observe and manage your entire installation on one device: Switching - Dimming - Slider - Blind - RGBW control element - Step switch - Scene switch - Display element - Audio control element. With scene function, logic functions, presence simulation and time programs
Dimensions (H x W x D)	69.5 mm x 69.5 mm x 32 mm
Function	<p>KNX and free@home functions:</p> <ul style="list-style-type: none"> • A total 12 control elements are displayed on a maximum of 12 pages. • 18 fault and alarm messages • 10 logic functions • 10 weekly timers • 10 scene actuators • 1 Integrated temperature controller (RTC) • Page display with a maximum of 4 touch surfaces on one page • Primary function 18 fault and alarm messages • Integrated temperature sensor. • Haptic feedback • proximity sensor • brightness sensor • 1 binary input or external temperature sensor input (PT1000 / 6226/T).
Colors (c)	glass black
Technical data	<p>External power supply needed: 20-32 VDC (SELV) Number of bus subscribers: 1 Optional Removal protection: TZE/U.0.1.CK</p> <p>Display size: 6,10cm (2.4") Display resolution: 240*240 Display screen: IPS display Display surface: glass black (-825)</p> <p>Class of temperature controller 1 Contribution to space heating energy efficiency 1,0%</p>



Control element 70	
Article no.	KK/U4.70.1
Description	<p>Freely configurable multifunction keypad 1- up to 4-fold with acoustic feedback for the ranges:</p> <p>Communication over separate bus coupler/FM-units: - For KNX: BA/U1.0.1 - For free@home: BAU-F-0.1</p> <p>Operation via tapping or swiping of the parameterized functions, e.g.: - Switching - Dimming - Blind/shutter - Scene</p>
Dimensions (H x W x D)	22 mm x 54.87 mm x 54.8 mm
Function	<p>Primary function</p> <ul style="list-style-type: none"> • Integrated temperature sensor. • Buzzer for acoustic feedback • Support of functions/status through innovative RGB light guide concept. • Day/night mode • Orientation light • Alarm function supported over light guide and acoustic feedback, e.g. • 5 logic channels for KNX <ul style="list-style-type: none"> - light scene actuator, - logic gates, etc.) - Sequencer - Staircase function
Colors (c)	white
Technical data	<p>Optional Removal protection: CSE/U0.1.1.CK Number of bus subscribers: 1</p>




Bus Coupling Unit free@home	
Article no.	BAU-F-0.1
Description	<p>ABB-free@home® bus coupler unit for keypad 1- up to 4-fold devices: - KK/U4.63.1 - KK/U4.55.1 - KK/U4.70.1.</p>
Dimensions (H x W x D)	71 x 71 mm
Colors (c)	black
Technical data	Bus connection via enclosed terminal block



Cover customized	
Article no.	LFW/A.0.70.1-CK
Description	Freely configurable labeling field for keypad 1-4-fold (KK/U4.70.1)
Dimensions (H x W x D)	69,5 x 69,5 mm
Colors (c)	
Technical data	



Cover 1-fold	
Article no.	LFW/A.1.70.1- c
Description	Labeling field without ICON/text for keypad 1-4-fold (KK/U4.70.1)
Dimensions (H x W x D)	69,5 x 69,5 mm
Colors (c)	44G, 44M, 45M



Cover 2-fold	
Article no.	LFW/A.2.70.1- c
Description	Labeling field with design line for keypad 1-4-fold (KK/U4.70.1)
Dimensions (H x W x D)	69,5 x 69,5 mm
Colors (c)	44G, 44M, 45M



Cover 3-fold	
Article no.	LFW/A.3.70.1- c
Description	Labeling field with design line for keypad 1-4-fold (KK/U4.70.1)
Dimensions (H x W x D)	69,5 x 69,5 mm
Colors (c)	44G, 44M, 45M



Cover 4-fold	
Article no.	LFW/A.4.70.1- c
Description	Labeling field with design line for keypad 1-4-fold (KK/U4.70.1)
Dimensions (H x W x D)	69,5 x 69,5 mm
Colors (c)	44G, 44M, 45M



Cover Light 1-fold Button	
Article no.	LFB/A.1.70.1- c
Description	Labeling field with light-ICON for keypad 1-4-fold (KK/U4.70.1)
Dimensions (H x W x D)	69,5 x 69,5 mm
Colors (c)	44G, 44M, 45M



Cover Light 2-fold Button	
Article no.	LFBT/A.2.70.1- c
Description	Labeling field with light-ICON for keypad 1-4-fold (KK/U4.70.1)
Dimensions (H x W x D)	69,5 x 69,5 mm
Colors (c)	44G, 44M, 45M,



Cover Scene 1-fold Button	
Article no.	LFS/A.1.70.1- c
Description	Labeling field with one scene-ICON for keypad 1-4-fold (KK/U4.70.1)
Dimensions (H x W x D)	69,5 x 69,5 mm
Colors (c)	white matt



Cover Scene 2-fold Button	
Article no.	LFST/A.2.70.1- c
Description	Labeling field with Stop/Play/Volume +- -ICON for keypad 1-4-fold (KK/U4.63.1)
Colors (c)	black matt



Cover Blind 1-fold Button	
Article no.	LFJ/A.1.70.1- c
Description	Labeling field with light-ICON for keypad 1-4-fold (KK/U4.70.1)
Dimensions (H x W x D)	69,5 x 69,5 mm
Colors (c)	white matt



Cover Blind 2-fold Button	
Article no.	LFJT/A.2.70.1- c
Description	Labeling field without ICON/text for keypad 1-4-fold (KK/U4.70.1)
Dimensions (H x W x D)	69,5 x 69,5 mm
Colors (c)	44G, 45M


Cover Blind 1-fold Rocker

Article no.	LFJW/A.1.70.1- c
Description	Labeling field with blind-ICON for keypad 1-4-fold (KK/U4.70.1)
Dimensions (H x W x D)	69,5 x 69,5 mm
Colors (c)	44G, 45M


Cover Up/Down 1-fold Rocker

Article no.	LFADW/A.1.70.1- c
Description	Labeling field with UP/DOWN-ICON for keypad 1-4-fold (KK/U4.70.1)
Dimensions (H x W x D)	69,5 x 69,5 mm
Colors (c)	44G, 44M, 45M


Cover Up/Down 2-fold Rocker

Article no.	LFADW/A.2.70.1- c
Description	Labeling field with design line for keypad 1-4-fold (KK/U4.70.1)
Dimensions (H x W x D)	69,5 x 69,5 mm
Colors (c)	44G, 44M, 45M


Cover Dim 1-fold Rocker

Article no.	LFDW/A.1.70.1- c
Description	Labeling field with one dimming-ICON for keypad 1-4-fold (KK/U4.70.1)
Dimensions (H x W x D)	69,5 x 69,5 mm
Colors (c)	44G, 44M, 45M


Cover Dim/Blind 2-fold Rocker

Article no.	LFDW/A.2.70.1- c
Description	Labeling field with one dimming- and one blind-ICON for keypad 1-4-fold (KK/U4.70.1)
Dimensions (H x W x D)	69,5 x 69,5 mm
Colors (c)	44G, 44M, 45M


Cover Scene 1-fold Button

Article no.	LFS/A.1.70.1- c
Description	Labeling field with one scene-ICON for keypad 1-4-fold (KK/U4.70.1)
Dimensions (H x W x D)	69,5 x 69,5 mm
Colors (c)	44M, 45M


Cover Scene 2-fold Button


Article no.	LFST/A.2.70.1- c
Description	Labeling field with one scene-ICON for keypad 1-4-fold (KK/U4.70.1)
Dimensions (H x W x D)	69,5 x 69,5 mm
Colors (c)	44M, 45M


Cover Music 4-fold Button

Article no.	LFMW/A.4.70.1- c
Description	Labeling field with Stop/Play/Volume +- -ICON for keypad 1-4-fold (KK/U4.70.1)
Dimensions (H x W x D)	69,5 x 69,5 mm
Colors (c)	44G, 44M, 45M



Color options for rockers*

Color	Code (c)
 alpine white	914



Touch Display 2.4", 55 x 55 mm	
Article no.	SD/U12.55.1-825
Description	Freely programmable Touch panel 1 – up to 12 fold featuring a 2.4-inch IPS screen with 240*240 resolution that offers home control and monitoring of the free@home, or KNX system. Control, observe and manage your entire installation on one device: Switching - Dimming - Slider - Blind - RGBW control element - Step switch - Scene switch - Display element - Audio control element. With scene function, logic functions, presence simulation and time programs
Dimensions (H x W x D)	55 mm x 55 mm x 32 mm
Function	<p>KNX and free@home functions:</p> <ul style="list-style-type: none"> • A total 12 control elements are displayed on a maximum of 12 pages. • 12 fault and alarm messages • 10 logic functions • 10 weekly timers • 10 scene actuators • 1 Integrated temperature controller (RTC) • Page display with a maximum of 4 touch surfaces on one page • Primary function 18 fault and alarm messages • Integrated temperature sensor. • Haptic feedback • proximity sensor • brightness sensor • 1 binary input or external temperature sensor input (PT1000 / 6226/T)
Colors (c)	glass black
Technical data	<p>External power supply needed: 20-32 VDC (SELV) Number of bus subscribers: 1 Optional Removal protection: TZE/U.0.1.CK Display size: 6,10 cm (2.4") Display resolution: 240*240 Display screen: IPS display Display surface: glass black (-825) Class of temperature controller 1 Contribution to space heating energy efficiency 1,0%.</p>



Bus Coupling Unit free@home	
Article no.	BAU-F-0.1
Description	<p>ABB-free@home® bus coupler unit for keypad 1- up to 4-fold devices:</p> <ul style="list-style-type: none"> - KK/U4.63.1 - KK/U4.55.1 - KK/U4.70.1.
Dimensions (H x W x D)	71 x 71 mm
Colors (c)	black
Technical data	Bus connection via enclosed terminal block



Control Element, 55 x 55 mm	
Article no.	KK/U4.55.1
Description	Freely configurable multifunction keypad 1- up to 4-fold with acoustic feedback for the ranges
Dimensions (H x W x D)	23.05 mm x 55.39 mm x 55.93 mm
Function	<ul style="list-style-type: none"> • Integrated temperature sensor. • Buzzer for acoustic feedback • Support of functions/status through innovative RGB light guide concept. • Day/night mode • Orientation light • Alarm function supported over light guide and acoustic feedback, e.g.. • 5 logic channels for KNX <ul style="list-style-type: none"> - light scene actuator, - logic gates, etc.) - Sequencer - Staircase function
Colors (c)	white
Technical data	<p>Communication over separate bus coupler/FM-units:</p> <ul style="list-style-type: none"> • For KNX: BA/U1.0.1 • For free@home: BAU-F-0.1 <p>Operation via tapping or swiping of the parameterized functions, e.g.:</p> <ul style="list-style-type: none"> • Switching • Dimming • Blind/shutter • Scene <p>Optional Removal protection: CSE/U0.1.1.CK Number of bus subscribers: 1</p>



Cover customized	
Article no.	LFW/A.0.55.91-CK
Description	Freely configurable labeling field for keypad 1-4-fold (KK/U4.55.1)
Dimensions (H x W x D)	55 mm x 55 mm
Colors (c)	alpine white
Technical data	<p>Ordering possible only with the unique design ID. The icons and/or texts are configured over a web configuration too.</p>



Cover 1-fold	
Article no.	LFW/A.1.55.91-916
Description	Labeling field without ICON/text for keypad 1-4-fold (KK/U4.55.1)
Dimensions (H x W x D)	55 mm x 55 mm
Colors (c)	alpine white




Cover 2-fold	
Article no.	LFW/A.2.55.91-916
Description	Labeling field with design line for keypad 1-4-fold (KK/U4.55.1)
Dimensions (H x W x D)	55 mm x 55 mm
Colors (c)	alpine white




Cover 3-fold	
Article no.	LFW/A.3.55.91-916
Description	Labeling field with design line for keypad 1-4-fold (KK/U4.55.1)
Dimensions (H x W x D)	55 mm x 55 mm
Colors (c)	alpine white



Cover 4-fold	
Article no.	LFW/A.4.55.91-916
Description	Labeling field with design line for keypad 1-4-fold (KK/U4.55.1)
Dimensions (H x W x D)	55 mm x 55 mm
Colors (c)	alpine white




Cover Light 1-fold Button	
Article no.	LFB/A.1.55.91-916
Description	Labeling field with light-ICON for keypad 1-4-fold (KK/U4.55.1)
Dimensions (H x W x D)	55 mm x 55 mm
Colors (c)	alpine white




Cover Light 2-fold Button	
Article no.	LFBT/A.2.55.91-916
Description	Labeling field with light-ICON for keypad 1-4-fold (KK/U4.55.1)
Dimensions (H x W x D)	55 mm x 55 mm
Colors (c)	alpine white



Cover Blind 1-fold Button	
Article no.	LFJ/A.1.55.91-916
Description	Labeling field with blind-ICON for keypad 1-4-fold (KK/U4.55.1)
Dimensions (H x W x D)	55 mm x 55 mm
Colors (c)	alpine white



Cover Blind 2-fold Button	
Article no.	LFJT/A.2.55.91-916
Description	Labeling field with blind-ICON for keypad 1-4-fold (KK/U4.55.1)
Dimensions (H x W x D)	55 mm x 55 mm
Colors (c)	alpine white



Cover Scene 1-fold Button	
Article no.	LFS/A.1.55.91-916
Description	Labeling field with one scene-ICON for keypad 1-4-fold (KK/U4.55.1)
Dimensions (H x W x D)	55 mm x 55 mm
Colors (c)	alpine white



Cover Scene 2-fold Button	
Article no.	LFST/A.2.55.91-916
Description	Labeling field with one scene-ICON for keypad 1-4-fold (KK/U4.55.1)
Dimensions (H x W x D)	55 mm x 55 mm
Colors (c)	alpine white



Cover Dim 1-fold Rocker	
Article no.	LFDW/A.1.55.91-916
Description	Labeling field with one dimming-ICON for keypad 1-4-fold (KK/U4.55.1)
Dimensions (H x W x D)	alpine white
Colors (c)	alpine white




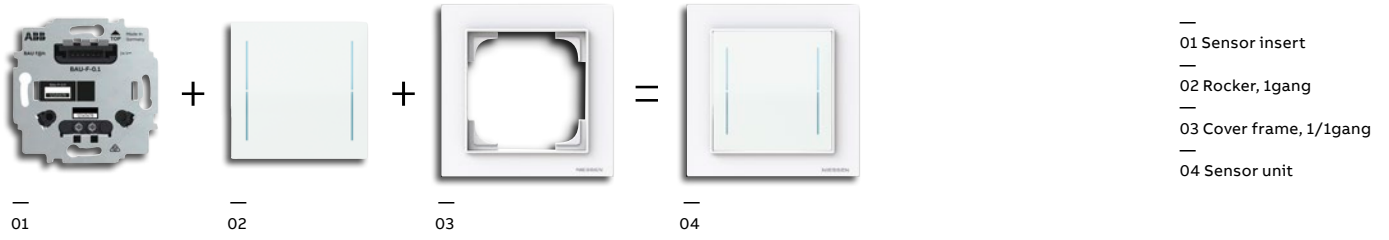
Cover Up/Down 1-fold Rocker	
Article no.	LFAW/A.1.55.91-916
Description	Labeling field with UP/DOWN-ICON for keypad 1-4-fold (KK/U4.55.1)
Dimensions (H x W x D)	55 mm x 55 mm
Colors (c)	alpine white







Cover Up/Down 2-fold Rocker	
Article no.	LFAW/A.2.55.91-916
Description	Labeling field with UP/DOWN-ICON for keypad 1-4-fold (KK/U4.55.1)
Dimensions (H x W x D)	alpine white
Colors (c)	alpine white



Cover Music 4-fold Button	
Article no.	LFMW/A.4.55.91-916
Description	Labeling field with Stop/Play/Volume +- -ICON for keypad 1-4-fold (KK/U4.55.1)
Dimensions (H x W x D)	55 mm x 55 mm
Colors (c)	alpine white



Color options for rockers*

Color	Code (c)	Color	Code (c)
 black matt	45M	 studio white	44G
 grey	18	 studio white matt	44M



Touch Display 2.4", 70 x 70 mm	
Article no.	SD/U12.70.1-4015
Description	Freely programmable Touch panel 1 – up to 12 fold featuring a 2.4-inch IPS screen with 240*240 resolution that offers home control and monitoring of the free@home, or KNX system. Control, observe and manage your entire installation on one device: Switching - Dimming - Slider - Blind - RGBW control element - Step switch - Scene switch - Display element - Audio control element. With scene function, logic functions, presence simulation and time programs
Dimensions (H x W x D)	69.5 mm x 69.5 mm x 32 mm
Function	<p>KNX and free@home functions:</p> <ul style="list-style-type: none"> • A total 12 control elements are displayed on a maximum of 12 pages. • 12 fault and alarm messages • 10 logic functions • 10 weekly timers • 10 scene actuators • 1 Integrated temperature controller (RTC) • Page display with a maximum of 4 touch surfaces on one page • Primary function 18 fault and alarm messages • Integrated temperature sensor. • Haptic feedback • proximity sensor • brightness sensor • 1 binary input or external temperature sensor input (PT1000 / 6226/T)
Colors (c)	glass black
Technical data	<p>External power supply needed: 20-32 VDC (SELV) Number of bus subscribers: 1 Optional Removal protection: TZE/U.0.1.CK Display size: 6,10 cm (2.4") Display resolution: 240*240 Display screen: IPS display Display surface: glass black (-825) Class of temperature controller 1 Contribution to space heating energy efficiency 1,0%.</p>



Control Element, 70 x 70 mm	
Article no.	KK/U4.70.1
Description	Freely configurable multifunction keypad 1- up to 4-fold with acoustic feedback for the ranges
Dimensions (H x W x D)	22 mm x 54.87 mm 54.8 mm
Function	<p>Primary function</p> <ul style="list-style-type: none"> • Integrated temperature sensor. • Buzzer for acoustic feedback • Support of functions/status through innovative RGB light guide concept. • Day/night mode • Orientation light • Alarm function supported over light guide and acoustic feedback, e.g. • 5 logic channels for KNX <ul style="list-style-type: none"> - light scene actuator, - logic gates, etc.) - Sequencer - Staircase function
Colors (c)	white
Technical data	<p>Optional Removal protection: CSE/U0.1.1.CK Number of bus subscribers: 1</p>



Bus Coupling Unit free@home	
Article no.	BAU-F-0.1
Description	<p>ABB-free@home® bus coupler unit for keypad 1- up to 4-fold devices:</p> <ul style="list-style-type: none"> - KK/U4.63.1 - KK/U4.55.1 - KK/U4.70.1.
Dimensions (H x W x D)	71 x 71 mm
Colors (c)	black
Technical data	Bus connection via enclosed terminal block



Cover customized	
Article no.	LFW/A.0.70.1-CK
Description	Freely configurable labeling field for keypad 1-4-fold (KK/U4.70.1)
Dimensions (H x W x D)	69.5 mm x 69.5 mm
Colors (c)	
Technical data	<p>Ordering possible only with the unique design ID. The icons and/or texts are configured over a web configuration too.</p>



Cover customized	
Article no.	LFW/A.0.70.1-CKL
Description	Freely configurable labeling field for keypad 1-4-fold (KK/U4.70.1)
Dimensions (H x W x D)	69.5 mm x 69.5 mm
Colors (c)	
Technical data	<p>Ordering possible only with the unique design ID. The icons and/or texts are configured over a web configuration too.</p>



Cover 1-fold	
Article no.	LFW/A.1.70.1- c
Description	Labeling field without ICON/text for keypad 1-4-fold (KK/U4.70.1)
Dimensions (H × W × D)	69.5 mm x 69.5 mm
Colors (c)	44G, 44M, 45M



Cover 2-fold	
Article no.	LFW/A.2.70.1- c
Description	Labeling field with design line for keypad 1-4-fold (KK/U4.70.1)
Dimensions (H × W × D)	69.5 mm x 69.5 mm
Colors (c)	44G, 44M, 45M, 18



Cover 3-fold	
Article no.	LFW/A.3.70.1- c
Description	Labeling field with design line for keypad 1-4-fold (KK/U4.70.1)
Dimensions (H × W × D)	69.5 mm x 69.5 mm
Colors (c)	44G, 44M, 45M, 18



Cover 4-fold	
Article no.	LFW/A.4.70.1- c
Description	Labeling field with design line for keypad 1-4-fold (KK/U4.70.1)
Dimensions (H × W × D)	69.5 mm x 69.5 mm
Colors (c)	44G, 44M, 45M, 18



Cover Blind 1-fold Button	
Article no.	LFJ/A.1.70.1- c
Description	Labeling field with design line for keypad 1-4-fold (KK/U4.70.1)
Dimensions (H × W × D)	69.5 mm x 69.5 mm
Colors (c)	44G, 44M, 45M, 18




Cover Blind 2-fold Button	
Article no.	LFJT/A.2.70.1- c
Description	Labeling field with blind-ICON for keypad 1-4-fold (KK/U4.70.1)
Dimensions (H × W × D)	69.5 mm x 69.5 mm
Colors (c)	44G, 44M, 45M, 18



Cover Light 1-fold Button	
Article no.	LFB/A.1.70.1- c
Description	Labeling field with light-ICON for keypad 1-4-fold (KK/U4.70.1)
Dimensions (H × W × D)	69.5 mm x 69.5 mm
Colors (c)	44G, 44M, 45M, 18



Cover Blind 1-fold Rocker	
Article no.	LFJW/A.1.70.1- c
Description	Labeling field with blind-ICON for keypad 1-4-fold (KK/U4.70.1)
Dimensions (H × W × D)	69.5 mm x 69.5 mm
Colors (c)	44G, 44M, 45M, 18



Cover Scene 1-fold Button	
Article no.	LFS/A.1.70.1- c
Description	Labeling field with one scene-ICON for keypad 1-4-fold (KK/U4.70.1)
Dimensions (H × W × D)	69.5 mm x 69.5 mm
Colors (c)	44G, 44M, 45M, 18



Cover Scene 2-fold Button	
Article no.	LFST/A.2.70.1- c
Description	Labeling field with one scene-ICON for keypad 1-4-fold (KK/U4.70.1)
Dimensions (H × W × D)	69.5 mm x 69.5 mm
Colors (c)	44G, 44M, 45M, 18



Cover Dim 1-fold Rocker	
Article no.	LFDW/A.1.70.1- c
Description	Labeling field with one dimming-ICON for keypad 1-4-fold (KK/U4.70.1)
Dimensions (H x W x D)	69.5 mm x 69.5 mm
Colors (c)	44G, 44M, 45M, 18



Cover Up/Down 1-fold Rocker	
Article no.	LFAW/A.1.70.1- c
Description	Labeling field with UP/DOWN-ICON for keypad 1-4-fold (KK/U4.70.1)
Dimensions (H x W x D)	69.5 mm x 69.5 mm
Colors (c)	44G, 44M, 45M, 18



Cover Up/Down 2-fold Rocker	
Article no.	LFAW/A.2.70.1- c
Description	Labeling field with UP/DOWN-ICON for keypad 1-4-fold (KK/U4.70.1)
Dimensions (H x W x D)	69.5 mm x 69.5 mm
Colors (c)	44G, 44M, 45M, 18



Cover Light 1-fold Button	
Article no.	LFB/A.1.70.1- c
Description	Labeling field with light-ICON for keypad 1-4-fold (KK/U4.70.1)
Dimensions (H x W x D)	69.5 mm x 69.5 mm
Colors (c)	44G, 44M, 45M, 18



Cover Light 2-fold Button	
Article no.	LFBT/A.2.70.1- c
Description	Labeling field with light-ICON for keypad 1-4-fold (KK/U4.70.1)
Dimensions (H x W x D)	69.5 mm x 69.5 mm
Colors (c)	44G, 44M, 45M, 18



Cover Dim/Blind 2-fold Rocker	
Article no.	LFDW/A.2.70.1- c
Description	Labeling field with one dimming- and one blind-ICON for keypad 1-4-fold (KK/U4.70.1)
Dimensions (H x W x D)	69.5 mm x 69.5 mm
Colors (c)	44G, 44M, 45M, 18




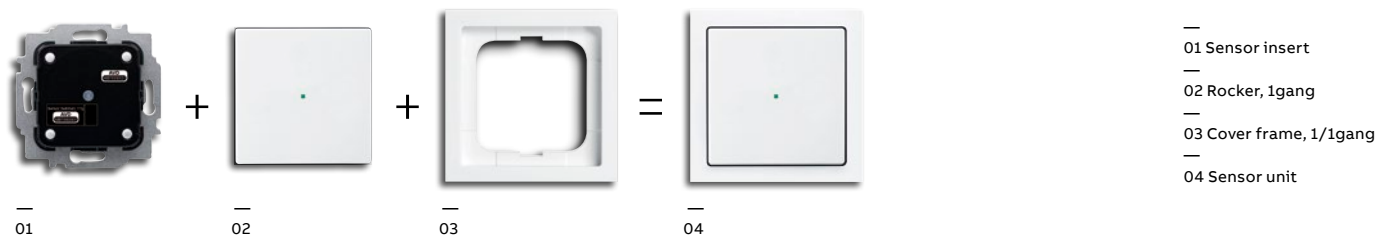
Cover Scene 1-fold Button	
Article no.	LFS/A.1.70.1- c
Description	Labeling field with one scene-ICON for keypad 1-4-fold (KK/U4.70.1)
Dimensions (H x W x D)	69.5 mm x 69.5 mm
Colors (c)	44G, 44M, 45M, 18



Cover Music 4-fold Button	
Article no.	LFMW/A.4.70.1- c
Description	Labeling field with Stop/Play/Volume +- -ICON for keypad 1-4-fold (KK/U4.70.1)
Dimensions (H x W x D)	69.5 mm x 69.5 mm
Colors (c)	44G, 44M, 45M, 18



Cover 1-fold	
Article no.	LFW/A.1.70.1- c
Description	Labeling field without ICON/text for keypad 1-4-fold (KK/U4.70.1)
Dimensions (H x W x D)	69.5 mm x 69.5 mm
Colors (c)	44G, 44M, 45M



Color options for rockers*

Color	Code (c)	Color	Code (c)
anthracite	81	ivory white	82
aluminum silver	83	stainless steel	866
antique brass	840	studio white	84
black matt	885	studio white matt	884
grey metallic	803		

Available symbols for rockers

Symbol	Code (i)	Symbol	Code (i)
No symbol		Scene	S
Light	L	Dimmer	D
Blind	B		



*for ranges carat®, Busch-dynasty®, Busch-axcent®, solo®, pure stainless steel and future® linear

**Rocker, 1gang**


Article no.	SRI-1-c
Description	As cover for ABB-free@home® 1gang switches
Dimensions (H × W × D)	63 mm × 63 mm
Colors (c)	81, 82, 83, 84, 803, 840, 866, 884, 885
Symbols (i)	L, B, S, D

**Rocker, 2gang**

Left:	SRI-2-L-c
Right:	SRI-2-R-c
No icon:	SR-2-c (both left / right)
Blind icon:	SRB-2-c (both left/right)
Description	As cover for ABB-free@home® 2gang switches
Dimensions (H × W × D)	63 mm × 63 mm
Colors (c)	81, 82, 83, 84, 803, 840, 866, 884, 885
Symbols (i)	L, S, D

**Cover plate
For 2 fold left push button with play/pause symbol
Sonos**

Article no.	SRA-2-L-c
Description	As cover for ABB-free@home® sensor units and sensor/actuator units
Dimensions (H × W × D)	63 mm × 63 mm
Colors (c)	81, 82, 83, 84, 803, 840, 866, 884, 885

**Cover plate
For 2 fold right push button with volume symbol
Sonos**

Article no.	SRA-2-R-c
Description	As cover for ABB-free@home® sensor units and sensor/actuator units
Dimensions (H × W × D)	63 mm × 63 mm
Colors (c)	81, 82, 83, 84, 803, 840, 866, 884, 885

**Movement detector**

Article no.	MD-F-1.0.1-c
Description	For automatic switching of ABB-free@home® actuators dependent on movement and brightness
Dimensions (H × W × D)	71 mm x 71 mm x 30 mm
Colors (c)	81, 82, 83, 84, 803, 840, 866, 884, 885
Technical data	Detection range: frontal 6 m, lateral 3 m Detection angle: 180° Brightness limit value: 1 – 500 lux Protection class of device: IP 20 Mounting depth: 9 mm

**Movement detector/switch actuator, 1gang**

Article no.	MSA-F-1.1.1-c
Description	For switching 230 V~ devices. Switching function is available pre-configured
Dimensions (H × W × D)	71 mm x 71 mm x 53 mm
Colors (c)	81, 82, 83, 84, 803, 840, 866, 884, 885
Technical data	Outputs: 1x normally open contact, potential free Suitable for: resistive, current: 10 A Rated power: 2300 W Suitable for: capacitive, current: 10 AX Protection class of device: IP 20 Mounting depth: 32 mm



Cover plate, room thermostat	
Article no.	CP-RTC- c
Description	As cover for ABB-free@home® room thermostat RTC-F-1
Dimensions (H × W × D)	63 mm × 63 mm
Colors (c)	81, 82, 83, 84, 803, 840, 866, 884, 885



Cover plate for fan coil controller	
Article no.	CP-FCC- c
Description	As cover for ABB-free@home® room thermostat RTC-F-1
Dimensions (H × W × D)	63 mm × 63 mm
Colors (c)	81, 82, 83, 84, 803, 840, 866, 884, 885



Sensor/Switch actuator 1/1gang	
Article no.	SSA-F-1.1.1
Description	For switching 127 V~/230 V~ devices. With 1 integrated switch actuator. Switching function is available pre-configured. To be used with ABB-free@home® 1gang rockers.
Dimensions (H × W × D)	71 mm × 71 mm × 45 mm
Technical data	Outputs: 1x normally open contact, potential free Suitable for: resistive Rated current: 10 A Rated power: 2300 W Suitable for: capacitive Rated current: 10 AX Protection class of device: IP 20 Mounting depth: 32 mm



Sensor/Switch actuator 2/1gang	
Article no.	SSA-F-2.1.1
Description	For switching 127 V~/230 V~ devices. With 1 integrated switch actuator. Switching function is available pre-configured. To be used with ABB-free@home® 2gang rockers.
Dimensions (H × W × D)	71 mm × 71 mm × 45 mm
Technical data	Outputs: 1x normally open contact, potential free Suitable for: resistive Rated current: 10 A Rated power: 2300 W Suitable for: capacitive Rated current: 10 AX Protection class of device: IP 20 Mounting depth: 32 mm



Sensor/Switch actuator 2/2gang	
Article no.	SSA-F-2.2.1
Description	For switching 127 V~/230 V~ devices with integrated 2gang switch actuator. Switching function is available pre-configured. To be used with ABB-free@home® 2gang rockers.
Dimensions (H × W × D)	71 mm × 71 mm × 45 mm
Technical data	Suitable for: resistive Rated current: 6 A Rated power: 1380 W Suitable for: capacitive Rated current: 4 AX Rated power: 920 VA Suitable for: inductive Rated current: 4 AX Rated power: 920 VA Protection class of device: IP 20 Mounting depth: 32 mm



Sensor/Dim actuator 1/1gang	
Article no.	SDA-F-1.1.1
Description	For dimming 230 V~ loads. With integrated universal dimming actuator for controlling different lamps. The dimming function is available pre-configured. To be used with ABB-free@home® 1gang rockers.
Dimensions (H × W × D)	71 mm × 71 mm × 45 mm
Technical data	Outputs: 1x dimming channel Suitable for: 230 V incandescent lamps and low-voltage halogen lamps with conventional transformers or electronic transformers Rated power: 10–180 W/VA Suitable for: LEDi and energy-saving bulbs Rated power: 2–80 W/VA Protection class of device: IP 20 Mounting depth: 32 mm



Sensor/Dim actuator 2/1gang	
Article no.	SDA-F-2.1.1
Description	For dimming 230 V~ loads. With integrated universal dimming actuator for controlling different lamps. The dimming function is available pre-configured. To be used with ABB-free@home® 2gang rockers.
Dimensions (H x W x D)	71 mm x 71 mm x 45 mm
Technical data	Outputs: 1 dimming channel Suitable for: 230 V incandescent lamps and low-voltage halogen lamps with conventional transformers or electronic transformer. Rated power: 20 - 180 W/VA Suitable for: LEDi and energy-saving bulbs; typical Rated power: 2 - 80 W/VA Protection class of device: IP 20 Mounting depth: 32 mm



Sensor/Blind actuator 1/1gang	
Article no.	SBA-F-1.1.1
Description	For controlling blind and awning motors. With integrated blind actuator. Blind function is available pre-configured. To be used with ABB-free@home® 1gang rockers.
Dimensions (H x W x D)	71 mm x 71 mm x 45 mm
Technical data	Outputs: 2 Change-over contacts/normally open contact, potential-bound Suitable for: Operation mode Blind Rated current: 4 A Output voltage: 230 V~ Rated power: 920 VA Protection class of device: IP 20 Mounting depth: 32 mm



Sensor/Blind actuator 2/1gang	
Article no.	SBA-F-2.1.1
Description	For controlling blind and awning motors. With integrated blind actuator. Blind function is available also without prior programming (left sensor channel is pre-configured). To be used with ABB-free@home® 2gang rockers.
Dimensions (H x W x D)	71 mm x 71 mm x 45 mm
Technical data	Outputs: 2 change-over contacts/normally open contact, potential-bound Rated power: 920 VA Rated current: 4 A Suitable for: Operating mode blind Protection class of device: IP 20 Mounting depth: 32 mm



Room Thermostat	
Article no.	RTC-F-1
Description	Control element with room temperature control function for controlling commercially available actuating drives or analogue actuating drives (continuous controllers). With display of set-value temperature. Only to be used with ABB-free@home® cover plates for room thermostat.
Dimensions (H x W x D)	71 mm x 71 mm x 30 mm
Technical data	Display elements: LCD Display showing operation modes Protection class of device: IP 20 Mounting depth: 14 mm



Sensor unit, 1gang	
Article no.	SU-F-1.0.1
Description	For sending switching, dimming and blind commands to an ABB-free@home® actuator. To be used with ABB-free@home® 1gang rockers.
Dimensions (H x W x D)	71 mm x 71 mm x 23 mm
Technical data	Control element: Switch contacts top/ bottom Display elements: LED as light for orientation or display of switching state Protection class of device: IP 20 Mounting depth: 9 mm



Sensor unit, 2gang	
Article no.	SU-F-2.0.1
Description	For sending switching, dimming and blind commands to an ABB-free@home® actuator. To be used with ABB-free@home® 2gang rockers.
Dimensions (H x W x D)	71 mm x 71 mm x 23 mm
Technical data	Control element: Switch contacts top/ bottom Display elements: LED as light for orientation or display of switching state Protection class of device: IP 20 Mounting depth: 9 mm



Weather station	
Article no.	WS-1
Description	For recording and transmitting of brightness, temperature, wind speed and rain. Weather data can be linked with actuators to automatically control functions. Weather data can be visualized in the free@home web interface and the free@home app. Wind speed measuring range 2 - 30 m/s. The bus can be connected via enclosed terminal block.
Dimensions (L x W x D)	108 mm x 121 mm x 227 mm
Technical data	Rated voltage: 110 V~ - 230 V~ Rated frequency: 50 Hz - 60 Hz Bus voltage: 24 V- Inputs: 4 Protection class (Device): IP 44 Temperature range (Device): -20 °C to 55 °C Brightness limit value: 1 Lux - 100000 Lux



USB Interface, MDRC	
Article no.	USB-M-1.1
Description	USB Interface for the creation of a central twisted pair line in multi-dwelling applications, e.g. a Central Weather Station in an apartment building.
Dimensions (L x W x D)	90 mm x 36 mm x 64,5 mm
Technical data	Supply voltage: 5 V DC via USB Type B connector Bus voltage: 24 V (bus connection terminal) Protection class (Device): IP 20 Temperature range (Device): -5 °C to 45 °C Module width: 2 MW



Room thermostat, wireless	
Article no.	RTC-F-1-WL
Description	Heating/cooling operation. Communication with the free@home system is carried out wireless. With room temperature controller function.
Dimensions (H x W x D)	71 mm x 71 mm x 48 mm
Technical data	Control element: Floating rocker for the selection of set values and operating modes Display elements: LCD showing operation modes Rated voltage: 230 V~ Rated frequency: 50 Hz / 60 Hz Protection class (Device): IP 20 Mounting depth: 32 mm

Room thermostat/actuator, wireless	
Article no.	RTC-F-2.1-1-WL
Description	Control element with room temperature control function for controlling thermoelectric actuating drives in heating/cooling systems or electric floor heating systems. With display of set-value temperature. Only to be used with ABB-free@home® room temperature controller cover plates.
Dimensions (H x W x D)	71 mm x 71 mm x 48 mm
Technical data	Control element: Floating rocker for the selection of set values and operating modes Display elements: LCD showing operation modes Rated voltage: 230 V~ Rated frequency: 50 Hz / 60 Hz Outputs: 1 Normally open contact, potential-bound Suitable for: ohmic Rated current: 16 A Output voltage: 230 V~ Rated power: 3680 W Protection class (Device): IP 20 Mounting depth: 32 mm



External Antenna	
Article no.	SAP-1-WL
Description	To be used in combination with System Access Point SAP-S-2 and SAP/S.3. Transmits the wireless signal outside, in case the internal antenna of the System Access Point is shielded. With magnetic foot.
Dimensions (H x W x D)	cable lengths: 1.5 m
Technical data	



Valve adapter Herz	
Article no.	AC-HA-1
Description	Metal adapter for installation radiator thermostat. (HA-S-X-WL). For valve bodies Herz M 28 x 1,5.



Valve adapter Comap	
Article no.	AC-HA-2
Description	Metal adapter for installation radiator thermostat. (6256/X-WL). For valve bodies Comap M 28 x 1,5.



Valve adapter Orkli

Article no.	AC-HA-3
Description	Metal adapter for installation radiator thermostat. (HA-S-X-WL). For valve bodies Orkli M 28 x 1,0.



Wireless

free@home window sensor, wireless

Article no.	studio white matt : WBI-S-1-64-WL basalt black : WBI-S-1-65-WL stainless steel : WBI-S-1-66-WL
Description	For monitoring and transmission of the current window handle position (window open, closed, tilted). The status can be visualized on the free@home panel and in the free@home app. The window sensor is installed between the available window handle and the window frame. Existing window handle is used. Suitable for window handle: 7 mm square fastener, 43 mm attachment screw separation, lifter dia. 10 and 12 mm, max. mounting plate size 34 x 77 mm (WxH). No wire laying required. Mounting accessories (square extension, screws, adapter for cams) for the window sensor are included in scope of delivery.

Dimensions (H x W x D) 168 mm x 38 mm x 13 mm

Technical data Battery included in scope supply. Battery type: CR2
Notification in case of low battery capacity in the free@home app.
Protection class (Device): IP 43




Wireless

free@home universal detector, wireless

Article no.	studio white matt: BI-S-1-64-WL basalt black: BI-S-1-65-WL
Description	For monitoring and transmission of the state (open, closed) of dormer windows, skylights, doors and gates. Additional connection option for an external, potential-free sensor (choice of normally closed or normally open contact). The status can be visualized on the free@home panel and in the free@home app. Isolated evaluation and monitoring of channels. The universal detector and the magnets are fixed with adhesive film or screws. Accessories (adhesive foil, screws, magnet) included in delivery.

Dimensions (H x W x D) 118 mm x 30 mm x 22 mm

Technical data Battery type: CR2
Notification in case of low battery capacity in the free@home app.
External sensor max. wire length: 5 m
External sensor terminal connection diameter: 0.14...0.5 mm² (single wire)
Protection class (Device): IP 43




Color options for frames and cover plates
Zenit


Color	Code (c)	Color	Code (c)
anthracite	AN	white	BL
aluminum silver	OX	white glass	CB
champagne	CV	black glass	CN
stone slate	PZ	wengue wood	WG
silver	PL		

Available symbols for push buttons

Symbol	Code (i)	Color	Code (i)
No symbol		Scene	S
Light	L	Dimmer	D
Blind	B		



Cover plate for 2 fold push buttons incl neutral symbols	
Article no.	SR-2-N2 c
Description	As cover for ABB-free@home® 1gang switches of Zenit VDE and NEMA ranges
Dimensions (H x W x D)	44 mm x 44 mm
Colors (c)	AN, BL, CV, PL



Cover plate for 4 fold push buttons incl neutral symbols	
Article no.	SR-4-N2 c
Description	As cover for ABB-free@home® 2gang switches of Zenit VDE and NEMA ranges
Dimensions (H x W x D)	44 mm x 44 mm
Colors (c)	AN, BL, CV, PL



Icon for Zenit Rockers	
Article no.	Icons (white): SB i -N2BL Icons (grey): SB i -N2GR
Description	Interchangeable icons for Zenit rockers, available with several icon designs (i) in 2 colors, grey (GR) and white (BL)
Symbols (i)	L, B, S, D




Cover Plate for Movement Detector	
Article no.	CP-MD-N2 c
Description	As cover for ABB-free@home® movement detector of Zenit VDE and NEMA ranges
Dimensions (H x W x D)	44 mm x 44 mm
Colors (c)	AN, BL, CV, PL




Cover Plate for Room Temperature Controller	
Article no.	CP-RTC-N2 c
Description	As cover for ABB-free@home® room thermostat RTC-F-1.PB
Dimensions (H x W x D)	44 mm x 44 mm
Colors (c)	AN, BL, CV, PL



Rectangular Frame, NEMA	
Article no.	N2372.1 c
Description	As frame for ABB-free@home® sensors and rockers of Zenit NEMA range
Dimensions (H x W x D)	122 mm x 90 mm
Colors (c)	AN, OX, CV, PZ, PL, BL, CB, CN, WG




Square Frame, VDE	
Article no.	N2271 c
Description	As frame for ABB-free@home® sensors and rockers of Zenit VDE range
Dimensions (H x W x D)	90 mm x 90 mm
Colors (c)	AN, OX, BL



Metal Mounting Frame NEMA

Article no.	Vertical: N2371.9 V Horizontal: N2373.9
Description	Metal mounting frame for flush mounted units of Zenit NEMA range.


Dimensions (H × W × D) 102 mm × 74 mm, 74 mm × 102 mm



Metal Mounting Frame VDE

Article no.	N2271.9
Description	Metal mounting frame for flush mounted units of Zenit VDE range.

Dimensions (H × W × D) 71 mm × 71 mm



Metal Mounting Frame VDE

Article no.	N2271.9G
Description	Metal mounting frame with clamps for flush mounted units of Zenit VDE range.

Dimensions (H × W × D) 71 mm × 71 mm



Sensor/Switch actuator 1/1gang

Article no.	SSA-F-1.1.PB.1
Description	For switching 230 V~ devices. With 1 integrated switch actuator. Switching function is available pre-configured. Use with ABB-free@home® 2 fold push buttons.
Dimensions (H x W x D)	44 mm x 44 mm x 40.9 mm
Technical data	Outputs: 1x normally open contact, potential free Suitable for: resistive Rated current: 10 A Rated power: 2300 W Suitable for: capacitive Rated current: 10 AX Protection class of device: IP 20 Mounting depth: 31.5 mm



Sensor/Switch actuator 2/1gang

Article no.	SSA-F-2.1.PB.1
Description	For switching 230 V~ devices. With 1 integrated switch actuator. Switching function is available pre-configured. Use with ABB-free@home® 4 fold push buttons.
Dimensions (H x W x D)	44 mm x 44 mm x 40.9 mm
Technical data	Outputs: 1x normally open contact, potential free Suitable for: resistive Rated current: 10 A Rated power: 2300 W Suitable for: capacitive Rated current: 10 AX Protection class of device: IP 20 Mounting depth: 31.5 mm



Sensor/Switch actuator 2/2gang

Article no.	SSA-F-2.2.PB.1
Description	For switching 230 V~ devices. With 1 integrated switch actuator. Switching function is available pre-configured. Use with ABB-free@home® 4 fold push buttons.
Dimensions (H x W x D)	44 mm x 44 mm x 40.9 mm
Technical data	Outputs: 2x normally open contact, potential free Suitable for: resistive Rated current: 10 A Rated power: 2 x 1200 W Suitable for: capacitive Rated current: 10 AX Protection class of device: IP 20 Mounting depth: 31.5 mm



Sensor/Dim actuator 1/1gang

Article no.	SDA-F-1.1.PB.1
Description	For dimming 230 V~ loads. With integrated universal dimming actuator for controlling different lamps. The dimming function is available pre-configured. Use with ABB-free@home® 2 fold push buttons.
Dimensions (H x W x D)	44 mm x 44 mm x 40.9 mm
Technical data	Outputs: 1x dimming channel Suitable for: 230 V incandescent lamps and low-voltage halogen lamps with conventional transformers or electronic transformers Rated power: 10–180 W/VA Suitable for: LEDi and energy-saving bulbs Rated power: 2–80 W/VA Protection class of device: IP 20 Mounting depth: 31.5 mm



Sensor/Dim actuator 2/1gang

Article no.	SDA-F-2.1.PB.1
Description	For dimming 230 V~ loads. With integrated universal dimming actuator for controlling different lamps. The dimming function is available pre-configured. Use with ABB-free@home® 4 fold push buttons.
Dimensions (H x W x D)	44 mm x 44 mm x 40.9 mm
Technical data	Outputs: 1x dimming channel Suitable for: 230 V incandescent lamps and low-voltage halogen lamps with conventional transformers or electronic transformers Rated power: 10–180 W/VA Suitable for: LEDi and energy-saving bulbs Rated power: 2–80 W/VA Protection class of device: IP 20 Mounting depth: 31.5 mm



Sensor/Blind actuator 1/1gang

Article no.	SBA-F-1.1.PB.1
Description	For controlling blind and awning motors. With integrated blind actuator. Blind function is available pre-configured. To be used with ABB-free@home® 2 fold push buttons.
Dimensions (H x W x D)	44 mm x 44 mm x 40.9 mm
Technical data	Outputs: 1x Change-over contacts/normally open contact, potential-bound Rated power: 920 VA Rated current: 4 A Suitable for: Operating mode blind Protection class of device: IP 20 Mounting depth: 31.5 mm



Sensor/Blind actuator 2/1gang

Article no.	SBA-F-2.1.PB.1
Description	For controlling blind and awning motors. With integrated blind actuator. Blind function is available pre-configured. To be used with ABB-free@home® 4 fold push buttons.
Dimensions (H x W x D)	44 mm x 44 mm x 40.9 mm
Technical data	Outputs: 1x Change-over contacts/normally open contact, potential-bound Rated power: 920 VA Rated current: 4 A Suitable for: Operating mode blind Protection class of device: IP 20 Mounting depth: 31.5 mm



Room temperature controller

Article no.	RTC-F-1.PB
Description	Room temperature control function for controlling commercially available valve drives or analogue valve drives (continuous controllers). With display of set-value temperature. Only to be used with ABB-free@home® Zenit cover plates for room thermostat.
Dimensions (H x W x D)	44 mm x 44 mm x 29.4 mm
Technical data	Display elements: LCD Display showing operation modes Protection class of device: IP 20 Mounting depth: 17.9 mm



Room temperature controller	
Article no.	RTC-F-2.1-1.PB-WL
Description	Room temperature control function for controlling commercially available valve drives or analogue valve drives (continuous controllers). With display of set-value temperature. Only to be used with ABB-free@home® Zenit cover plates for room thermostat.
Dimensions (H x W x D)	44 mm x 44 mm x 29.4 mm
Technical data	Display elements: LCD Display showing operation modes Protection class of device: IP 20 Mounting depth: 17.9 mm



Sensor unit 1gang	
Article no.	SU-F-1.0.PB.1
Description	For sending switching, dimming and blind commands to an ABB-free@home® actuator. To be used with ABB-free@home® 2 fold push buttons.
Dimensions (H x W x D)	44 mm x 44 mm x 23.5 mm
Technical data	Control element: Switch contacts top/ bottom Display elements: LED as light for orientation or display of switching state Protection class of device: IP 20 Mounting depth: 14.1 mm



Sensor unit 2gang	
Article no.	SU-F-2.0.PB.1
Description	For sending switching, dimming and blind commands to an ABB-free@home® actuator. To be used with ABB-free@home® 4 fold push buttons.
Dimensions (H x W x D)	44 mm x 44 mm x 23.5 mm
Technical data	Control element: Switch contacts top/ bottom Display elements: LED as light for orientation or display of switching state Protection class of device: IP 20 Mounting depth: 14.1 mm



Movement detector + 1 actuator	
Article no.	MSA-F-1.1.PB.1
Description	With select lens for detection with animal access. Including an integrated actuator for switching 230 V~ devices. To be used with ABB-free@home® Zenit cover plates for movement detector.
Dimensions (H x W x D)	44 mm x 44 mm x 47 mm
Technical data	Outputs: 1x normally open contact, potential free Suitable for: resistive Rated current: 10 A Rated power: 2300 W Suitable for: capacitive Rated current: 10 AX Detection range: frontal 6m, lateral 3 m Detection angle: 180° Brightness limit value: 1 – 500 lux Protection class of device: IP 20 Mounting depth: 31.5 mm



Movement detector	
Article no.	MD-F-1.0.PB.1
Description	With select lens for detection with animal access. For automatic switching of ABB-free@home® actuators dependent on movement and brightness. To be used with ABB-free@home® Zenit cover plates for movement detector.
Dimensions (H x W x D)	44 mm x 44 mm x 29.6 mm
Technical data	Detection range: frontal 6 m, lateral 3 m Detection angle: 180° Brightness limit value: 1 – 500 lux Protection class of device: IP 20 Mounting depth: 14.1 mm



wireless

Sensor/Switch actuator 1/1gang, wireless

Article no.	SSA-F-1.1.PB.1-WL
Description	For switching 230 V~ devices. With integrated actuator. Switching function is available pre-configured. To be used with ABB-free@home® Zenit cover plates for 2 fold push buttons.

Dimensions (H × W × D)	44 mm x 44 mm x 40.9 mm
------------------------	-------------------------

Technical data	Outputs: 1× normally open contact, potential free Suitable for: resistive Rated current: 10 A Rated power: 2300 W Suitable for: capacitive Rated current: 10 AX Protection class of device: IP 20 Mounting depth: 31.5 mm
----------------	--



wireless

Sensor/Switch actuator 2/1gang, wireless

Article no.	SSA-F-2.1.PB.1-WL
Description	For switching 230 V~ devices. With integrated actuator. Switching function is available pre-configured. To be used with ABB-free@home® Zenit cover plates for 4 fold push buttons.

Dimensions (H × W × D)	44 mm x 44 mm x 40.9 mm
------------------------	-------------------------

Technical data	Outputs: 1× normally open contact, potential free Suitable for: resistive Rated current: 10 A Rated power: 2300 W Suitable for: capacitive Rated current: 10 AX Protection class of device: IP 20 Mounting depth: 31.5 mm
----------------	--



wireless

Sensor/Switch actuator 2/2gang, wireless

Article no.	SSA-F-2.2.PB.1-WL
Description	For switching 230 V~ devices. With integrated actuator. Switching function is available pre-configured. To be used with ABB-free@home® Zenit cover plates for 4 fold push buttons.

Dimensions (H × W × D)	44 mm x 44 mm x 40.9 mm
------------------------	-------------------------

Technical data	Outputs: 2× normally open contact, potential free Suitable for: resistive Rated current: 10 A Rated power: 2 x 1200 W Suitable for: capacitive Rated current: 10 AX Protection class of device: IP 20 Mounting depth: 31.5 mm
----------------	--



wireless

Sensor/Dim actuator 1/1gang, wireless

Article no.	SDA-F-1.1.PB.1-WL
Description	For dimming 230 V~ loads. With integrated universal dimming actuator for controlling different lamps. The dimming function is available pre-configured. To be used with ABB-free@home® Zenit cover plates for 2 fold push buttons.

Dimensions (H × W × D)	44 mm x 44 mm x 40.9 mm
------------------------	-------------------------

Technical data	Outputs: 1× dimming channel Suitable for: 230 V incandescent lamps and low-voltage halogen lamps with conventional transformers or electronic transformers Rated power: 10–180 W/VA Suitable for: LEDi and energy-saving bulbs Rated power: 2–80 W/VA Protection class of device: IP 20 Mounting depth: 31.5 mm
----------------	---



wireless

Sensor/Dim actuator 2/1gang, wireless

Article no.	SDA-F-2.1.PB.1-WL
Description	For dimming 230 V~ loads. With integrated universal dimming actuator for controlling different lamps. The dimming function is available pre-configured. To be used with ABB-free@home® Zenit cover plates for 4 fold push buttons.
Dimensions (H x W x D)	44 mm x 44 mm x 40.9 mm
Technical data	Outputs: 1x dimming channel Suitable for: 230 V incandescent lamps and low-voltage halogen lamps with conventional transformers or electronic transformers Rated power: 10–180 W/VA Suitable for: LEDi and energy-saving bulbs Rated power: 2–80 W/VA Protection class of device: IP 20 Mounting depth: 31.5 mm



wireless

Sensor/Blind actuator 1/1gang, wireless

Article no.	SBA-F-1.1.PB.1-WL
Description	For controlling blind and awning motors. With integrated blind actuator. Blind function is available pre-configured. To be used in combination with ABB-free@home® Zenit cover plates for 2 fold push buttons.
Dimensions (H x W x D)	44 mm x 44 mm x 40.9 mm
Technical data	Outputs: 1x Change-over contacts/normally open contact, potential bound Rated power: 920 VA Rated current: 4 A Suitable for: Operating mode blind Protection class of device: IP 20 Mounting depth: 31.5 mm



wireless

Sensor/Blind actuator 2/1gang, wireless

Article no.	SBA-F-2.1.PB.1-WL
Description	For controlling blind and awning motors. With integrated blind actuator. Blind function is available pre-configured. To be used with ABB-free@home® Zenit cover plates for 4 fold push buttons.
Dimensions (H x W x D)	44 mm x 44 mm x 40.9 mm
Technical data	Outputs: 1x Change-over contacts/normally open contact, potential-bound Rated power: 920 VA Rated current: 4 A Suitable for: Operating mode blind Protection class of device: IP 20 Mounting depth: 31.5 mm



wireless

Room Thermostat, wireless

Article no.	RTC-F-1.PB-WL
Description	Room temperature control function for controlling commercially available valve drives or analogue valve drives (continuous controllers) in connection with HA-M-0.6.1, HA-M-0.12.1, FCA-M-2.3.1. With display of set-value temperature. To be used with ABB-free@home® Zenit cover plates for room temperature controller.
Dimensions (H x W x D)	44 mm x 44 mm x 29.4 mm
Technical data	Display elements: LCD Display showing operation modes Protection class of device: IP 20 Mounting depth: 17.9 mm



wireless

Room Thermostat, wireless

Article no.	RTC-F-2.1-1.PB-WL
Description	Room temperature control function for controlling commercially available valve drives or analogue valve drives (continuous controllers) in connection with HA-M-0.6.1, HA-M-0.12.1, FCA-M-2.3.1. With display of set-value temperature. To be used with ABB-free@home® Zenit cover plates for room temperature controller.
Dimensions (H x W x D)	44 mm x 44 mm x 29.4 mm
Technical data	Display elements: LCD Display showing operation modes Protection class of device: IP 20 Mounting depth: 17.9 mm



wireless

Sensor unit 1gang, wireless

Article no.	SU-F-1.0.PB.1-WL
Description	For sending switching, dimming and blind command to an ABB-free@home® actuator. To be used with ABB-free@home® Zenit cover plates for 2 fold push buttons.
Dimensions (H x W x D)	44 mm x 44 mm x 23.5 mm
Technical data	Control element: Switch contacts top/bottom Display elements: LED for orientation or switch state display Protection class of device: IP 20 Mounting depth: 14.1 mm



wireless

Sensor unit 2gang, wireless



Article no.	SU-F-2.0.PB.1-WL
Description	For sending switching, dimming and blind command to an ABB-free@home® actuator. To be used with ABB-free@home® Zenit cover plates for 4 fold push buttons.
Dimensions (H x W x D)	44 mm x 44 mm x 23.5 mm
Technical data	Control element: Switch contacts top/bottom Display elements: LED for orientation or switch state display Protection class of device: IP 20 Mounting depth: 14.1 mm



wireless

Movement detector + 1 actuator, wireless

Article no.	MSA-F-1.1.1-WL
Description	With select lens for detection with animal access. Including an integrated actuator for switching 230 V~ devices. To be used with ABB-free@home® Zenit cover plates for movement detector.
Dimensions (H x W x D)	44 mm x 44 mm x 47 mm
Technical data	Outputs: 1x normally open contact, potential free Suitable for: resistive Rated current: 10 A Rated power: 2300 W Suitable for: capacitive Rated current: 10 AX Detection range: frontal 6m, lateral 3m Detection angle: 180° Brightness limit value: 1 – 500 lux Protection class of device: IP 20 Mounting depth: 31.5 mm



Color options for frames and cover plates
Millenium

Color	Code (c)	Color	Code (c)
anthracite	AN	matt gold	MG
antique gold	AG	silk black	SB
brushed stainless steel	ST		

Available symbols for push buttons

Symbol	Code (i)	Color	Code (i)
No symbol		Scene	S
Light	L	Dimmer	D
Blind	B		



Cover plate for 2 fold push buttons incl neutral symbols	
Article no.	SR-2-AMAN
Description	As cover for ABB-free@home® 1/2gang switches of Millenium Range.
Dimensions (H x W x D)	44 mm x 44 mm




Cover plate for 4 fold push buttons incl neutral symbols	
Article no.	SR-4-AMAN
Description	As cover for ABB-free@home® 2/4gang switches of Millenium Range.
Dimensions (H x W x D)	44 mm x 44 mm



Cover Plate for Movement Detector	
Article no.	CP-MD-AMAN
Description	As cover for ABB-free@home® movement detector of Millenium Range.
Dimensions (H x W x D)	44 mm x 44 mm



Cover Plate for Room Temperature Controller	
Article no.	CP-RTC-AMAN
Description	As cover for ABB-free@home® room thermostat RTC-F-1.PB.
Dimensions (H x W x D)	44 mm x 44 mm



Square Frame, Millenium	
Article no.	AMD5144- c
Description	As frame for ABB-free@home® sensors and rockers of Millenium Range, includes mounting frame: AMD5053.
Dimensions (H x W x D)	86 mm x 86 mm
Colors (c)	AG, MG, SB, ST
Symbols (i)	



Icon for Millenium Rockers	
Article no.	SBi-AMAN
Description	Interchangeable icons for Millenium rockers, available with several icon design options (i) in color anthracite.
Colors (c)	AN
Symbols (i)	L, S, D


Sensor/Switch actuator 1/1gang

Article no.	SSA-F-1.1.PB.1
Description	For switching 230 V~ devices. With 1 integrated switch actuator. Switching function is available pre-configured. Use with ABB-free@home® 2 fold push buttons.

Dimensions (H x W x D)	44 mm x 44 mm x 40.9 mm
Technical data	Outputs: 1x normally open contact, potential free Suitable for: resistive Rated current: 10 A Rated power: 2300 W Suitable for: capacitive Rated current: 10 AX Protection class of device: IP 20 Mounting depth: 31.5 mm


Sensor/Switch actuator 2/1gang

Article no.	SSA-F-2.1.PB.1
Description	For switching 230 V~ devices. With 1 integrated switch actuator. Switching function is available pre-configured. Use with ABB-free@home® 4 fold push buttons.

Dimensions (H x W x D)	44 mm x 44 mm x 40.9 mm
Technical data	Outputs: 1x normally open contact, potential free Suitable for: resistive Rated current: 10 A Rated power: 2300 W Suitable for: capacitive Rated current: 10 AX Protection class of device: IP 20 Mounting depth: 31.5 mm


Sensor/Switch actuator 2/2gang

Article no.	SSA-F-2.2.PB.1
Description	For switching 230 V~ devices. With 1 integrated switch actuator. Switching function is available pre-configured. Use with ABB-free@home® 4 fold push buttons.

Dimensions (H x W x D)	44 mm x 44 mm x 40.9 mm
Technical data	Outputs: 2x normally open contact, potential free Suitable for: resistive Rated current: 10 A Rated power: 2 x 1200 W Suitable for: capacitive Rated current: 10 AX Protection class of device: IP 20 Mounting depth: 31.5 mm


Sensor/Dim actuator 1/1gang

Article no.	SDA-F-1.1.PB.1
Description	For dimming 230 V~ loads. With integrated universal dimming actuator for controlling different lamps. The dimming function is available pre-configured. Use with ABB-free@home® 2 fold push buttons.

Dimensions (H x W x D)	44 mm x 44 mm x 40.9 mm
Technical data	Outputs: 1x dimming channel Suitable for: 230 V incandescent lamps and low-voltage halogen lamps with conventional transformers or electronic transformers Rated power: 10–180 W/VA Suitable for: LEDi and energy-saving bulbs Rated power: 2–80 W/VA Protection class of device: IP 20 Mounting depth: 31.5 mm



Sensor/Dim actuator 2/1gang

Article no.	SDA-F-2.1.PB.1
Description	For dimming 230 V~ loads. With integrated universal dimming actuator for controlling different lamps. The dimming function is available pre-configured. Use with ABB-free@home® 4 fold push buttons.

 Dimensions (H x W x D) 44 mm x 44 mm x 40.9 mm

Technical data	Outputs: 1x dimming channel Suitable for: 230 V incandescent lamps and low-voltage halogen lamps with conventional transformers or electronic transformers Rated power: 10–180 W/VA Suitable for: LEDi and energy-saving bulbs Rated power: 2–80 W/VA Protection class of device: IP 20 Mounting depth: 31.5 mm
----------------	---



Sensor/Blind actuator 1/1gang

Article no.	SBA-F-1.1.PB.1
Description	For controlling blind and awning motors. With integrated blind actuator. Blind function is available pre-configured. To be used with ABB-free@home® 2 fold push buttons.

 Dimensions (H x W x D) 44 mm x 44 mm x 40.9 mm

Technical data	Outputs: 1x Change-over contacts/normally open contact, potential-bound Rated power: 920 VA Rated current: 4 A Suitable for: Operating mode blind Protection class of device: IP 20 Mounting depth: 31.5 mm
----------------	--



Sensor/Blind actuator 2/1gang

Article no.	SBA-F-2.1.PB.1
Description	For controlling blind and awning motors. With integrated blind actuator. Blind function is available pre-configured. To be used with ABB-free@home® 4 fold push buttons.

 Dimensions (H x W x D) 44 mm x 44 mm x 40.9 mm

Technical data	Outputs: 1x Change-over contacts/normally open contact, potential-bound Rated power: 920 VA Rated current: 4 A Suitable for: Operating mode blind Protection class of device: IP 20 Mounting depth: 31.5 mm
----------------	--



Room Temperature Controller

Article no.	RTC-F-1.PB
Description	Room temperature control function for controlling commercially available valve drives or analogue valve drives (continuous controllers). With display of set-value temperature. Only to be used with ABB-free@home® Zenit cover plates for room thermostat.

 Dimensions (H x W x D) 44 mm x 44 mm x 29.4 mm

Technical data	Display elements: LCD Display showing operation modes Protection class of device: IP 20 Mounting depth: 17.9 mm
----------------	---



Room temperature controller

Article no.	RTC-F-2.1-1.PB-WL
Description	Room temperature control function for controlling commercially available valve drives or analogue valve drives (continuous controllers). With display of set-value temperature. Only to be used with ABB-free@home® Zenit cover plates for room thermostat.
Dimensions (H x W x D)	44 mm x 44 mm x 29.4 mm
Technical data	Display elements: LCD Display showing operation modes Protection class of device: IP 20 Mounting depth: 17.9 mm



Sensor unit 1gang

Article no.	SU-F-1.0.PB.1
Description	For sending switching, dimming and blind commands to an ABB-free@home® actuator. To be used with ABB-free@home® 2 fold push buttons.
Dimensions (H x W x D)	44 mm x 44 mm x 23.5 mm
Technical data	Control element: Switch contacts top/ bottom Display elements: LED as light for orientation or display of switching state Protection class of device: IP 20 Mounting depth: 14.1 mm



Sensor unit 2gang

Article no.	SU-F-2.0.PB.1
Description	For sending switching, dimming and blind commands to an ABB-free@home® actuator. To be used with ABB-free@home® 4 fold push buttons.
Dimensions (H x W x D)	44 mm x 44 mm x 23.5 mm
Technical data	Control element: Switch contacts top/ bottom Display elements: LED as light for orientation or display of switching state Protection class of device: IP 20 Mounting depth: 14.1 mm



Movement detector + 1 actuator

Article no.	MSA-F-1.1.PB.1
Description	With select lens for detection with animal access. Including an integrated actuator for switching 230 V~ devices. To be used with ABB-free@home® Zenit cover plates for movement detector.
Dimensions (H x W x D)	44 mm x 44 mm x 47 mm
Technical data	Outputs: 1x normally open contact, potential free Suitable for: resistive Rated current: 10 A Rated power: 2300 W Suitable for: capacitive Rated current: 10 AX Detection range: frontal 6m, lateral 3m Detection angle: 180° Brightness limit value: 1 – 500 lux Protection class of device: IP 20 Mounting depth: 31.5 mm



Movement detector	
Article no.	MD-F-1.0.PB.1
Description	With select lens for detection with animal access. For automatic switching of ABB-free@home® actuators dependent on movement and brightness. To be used with ABB-free@home® Zenit cover plates for movement detector.
Dimensions (H x W x D)	44 mm x 44 mm x 29.6 mm
Technical data	Detection range: frontal 6 m, lateral 3 m Detection angle: 180° Brightness limit value: 1 – 500 lux Protection class of device: IP 20 Mounting depth: 14.1 mm



wireless

Sensor/Switch actuator 1/1gang, wireless

Article no.	SSA-F-1.1.PB.1-WL
Description	For switching 230 V~ devices. With integrated actuator. Switching function is available pre-configured. To be used with ABB-free@home® Zenit cover plates for 2 fold push buttons.

Dimensions (H x W x D) 44 mm x 44 mm x 40.9 mm

Technical data	Outputs: 1x normally open contact, potential free Suitable for: resistive Rated current: 10 A Rated power: 2300 W Suitable for: capacitive Rated current: 10 AX Protection class of device: IP 20 Mounting depth: 31.5 mm
----------------	--



wireless

Sensor/Switch actuator 2/1gang, wireless

Article no.	SSA-F-2.1.PB.1-WL
Description	For switching 230 V~ devices. With integrated actuator. Switching function is available pre-configured. To be used with ABB-free@home® Zenit cover plates for 4 fold push buttons.

Dimensions (H x W x D) 44 mm x 44 mm x 40.9 mm

Technical data	Outputs: 1x normally open contact, potential free Suitable for: resistive Rated current: 10 A Rated power: 2300 W Suitable for: capacitive Rated current: 10 AX Protection class of device: IP 20 Mounting depth: 31.5 mm
----------------	--



wireless

Sensor/Switch actuator 2/2gang, wireless

Article no.	SSA-F-2.2.PB.1-WL
Description	For switching 230 V~ devices. With integrated actuator. Switching function is available pre-configured. To be used with ABB-free@home® Zenit cover plates for 4 fold push buttons.

Dimensions (H x W x D) 44 mm x 44 mm x 40.9 mm

Technical data	Outputs: 2x normally open contact, potential free Suitable for: resistive Rated current: 10 A Rated power: 2 x 1200 W Suitable for: capacitive Rated current: 10 AX Protection class of device: IP 20 Mounting depth: 31.5 mm
----------------	--



wireless

Sensor/Dim actuator 1/1gang, wireless

Article no.	SDA-F-1.1.PB.1-WL
Description	For dimming 230 V~ loads. With integrated universal dimming actuator for controlling different lamps. The dimming function is available pre-configured. To be used with ABB-free@home® Zenit cover plates for 2 fold push buttons.

Dimensions (H x W x D) 44 mm x 44 mm x 40.9 mm

Technical data	Outputs: 1x dimming channel Suitable for: 230 V incandescent lamps and low-voltage halogen lamps with conventional transformers or electronic transformers Rated power: 10–180 W/VA Suitable for: LEDi and energy-saving bulbs Rated power: 2–80 W/VA Protection class of device: IP 20 Mounting depth: 31.5 mm
----------------	---



wireless

Sensor/Dim actuator 2/1gang, wireless

Article no.	SDA-F-2.1.PB.1-WL
Description	For dimming 230 V~ loads. With integrated universal dimming actuator for controlling different lamps. The dimming function is available pre-configured. To be used with ABB-free@home® Zenit cover plates for 4 fold push buttons.
Dimensions (H x W x D)	44 mm x 44 mm x 40.9 mm
Technical data	Outputs: 1× dimming channel Suitable for: 230 V incandescent lamps and low-voltage halogen lamps with conventional transformers or electronic transformers Rated power: 10–180 W/VA Suitable for: LEDi and energy-saving bulbs Rated power: 2–80 W/VA Protection class of device: IP 20 Mounting depth: 31.5 mm



wireless

Sensor/Blind actuator 1/1gang, wireless

Article no.	SBA-F-1.1.PB.1-WL
Description	For controlling blind and awning motors. With integrated blind actuator. Blind function is available pre-configured. To be used in combination with ABB-free@home® Zenit cover plates for 2 fold push buttons.
Dimensions (H x W x D)	44 mm x 44 mm x 40.9 mm
Technical data	Outputs: 1× Change-over contacts/normally open contact, potential bound Rated power: 920 VA Rated current: 4 A Suitable for: Operating mode blind Protection class of device: IP 20 Mounting depth: 31.5 mm



wireless

Sensor/Blind actuator 2/1gang, wireless

Article no.	SBA-F-2.1.PB.1-WL
Description	For controlling blind and awning motors. With integrated blind actuator. Blind function is available pre-configured. To be used with ABB-free@home® Zenit cover plates for 4 fold push buttons.
Dimensions (H x W x D)	44 mm x 44 mm x 40.9 mm
Technical data	Outputs: 1× Change-over contacts/normally open contact, potential-bound Rated power: 920 VA Rated current: 4 A Suitable for: Operating mode blind Protection class of device: IP 20 Mounting depth: 31.5 mm



wireless

Room Thermostat, wireless

Article no.	RTC-F-1.PB-WL
Description	Room temperature control function for controlling commercially available valve drives or analogue valve drives (continuous controllers) in connection with HA-M-0.6.1, HA-M-0.12.1, FCA-M-2.3.1. With display of set-value temperature. To be used with ABB-free@home® Zenit cover plates for room temperature controller.
Dimensions (H x W x D)	44 mm x 44 mm x 29.4 mm
Technical data	Display elements: LCD Display showing operation modes Protection class of device: IP 20 Mounting depth: 17.9 mm



wireless

Room Thermostat, wireless

Article no.	RTC-F-2.1-1.PB-WL
Description	Room temperature control function for controlling commercially available valve drives or analogue valve drives (continuous controllers) in connection with HA-M-0.6.1, HA-M-0.12.1, FCA-M-2.3.1. With display of set-value temperature. To be used with ABB-free@home® Zenit cover plates for room temperature controller.
Dimensions (H x W x D)	44 mm x 44 mm x 29.4 mm
Technical data	Display elements: LCD Display showing operation modes Protection class of device: IP 20 Mounting depth: 17.9 mm



wireless

Sensor unit 1gang, wireless

Article no.	SU-F-1.0.PB.1-WL
Description	For sending switching, dimming and blind command to an ABB-free@home® actuator. To be used with ABB-free@home® Zenit cover plates for 2 fold push buttons.
Dimensions (H x W x D)	44 mm x 44 mm x 23.5 mm
Technical data	Control element: Switch contacts top/bottom Display elements: LED for orientation or switch state display Protection class of device: IP 20 Mounting depth: 14.1 mm



wireless

Sensor unit 2gang, wireless

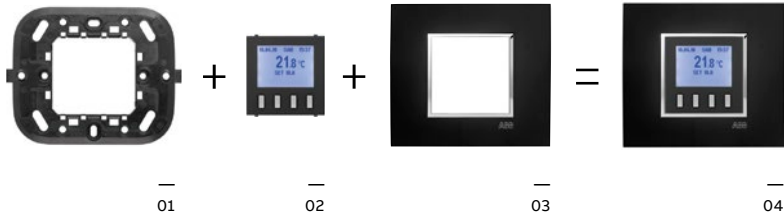
Article no.	SU-F-2.0.PB.1-WL
Description	For sending switching, dimming and blind command to an ABB-free@home® actuator. To be used with ABB-free@home® Zenit cover plates for 4 fold push buttons.
Dimensions (H x W x D)	44 mm x 44 mm x 23.5 mm
Technical data	Control element: Switch contacts top/bottom Display elements: LED for orientation or switch state display Protection class of device: IP 20 Mounting depth: 14.1 mm



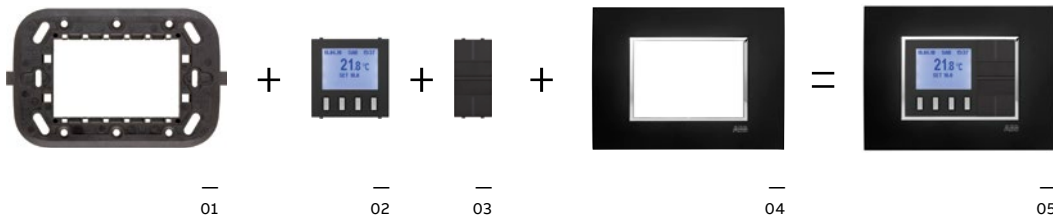
wireless

Movement detector + 1 actuator, wireless

Article no.	MSA-F-1.1.1-WL
Description	With select lens for detection with animal access. Including an integrated actuator for switching 230 V~ devices. To be used with ABB-free@home® Zenit cover plates for movement detector.
Dimensions (H x W x D)	44 mm x 44 mm x 47 mm
Technical data	Outputs: 1x normally open contact, potential free Suitable for: resistive Rated current: 10 A Rated power: 2300 W Suitable for: capacitive Rated current: 10 AX Detection range: frontal 6m, lateral 3 m Detection angle: 180° Brightness limit value: 1 – 500 lux Protection class of device: IP 20 Mounting depth: 31.5 mm



- 01
2 modules Mylos
mounting grid
- 02
2 modules Mylos
free@home device
- 03
2 modules
Mylos frame
- 04
ABB-free@home®
RTC Unit - Mylos



- 01
3 modules Mylos
mounting grid
- 02
2 modules Mylos
free@home device
- 03
1 module Mylos
free@home device
- 04
3 modules Mylos frame
- 05
ABB-free@home®
RTC and actuator unit - Mylos

Color options for key covers
Mylos

Color	Code (c)	Color	Code (c)
black	S	white	C

Available symbols for key covers

1 module key cover with customization labels

		No symbol		Blind up
		OFF		Blind down
		General OFF		Cocktail scene
		ON		Reading scene
		General ON		Night scene
		Light		

2 modules key covers





Input module, 1 rocker switch, 1 module	
Article no.	2CSYE1012 c
Description	1 module, 1 rocker switch device used as an input channel in ABB-free@home® system. Equipped with programming button for the identification. Flush-mounted installation. Customization labels are available as separate articles 2CSYE1502C and 2CSYE1502S.
Dimensions (H × W × D)	22 mm × 45 mm
Colors (c)	C,S



2 binary inputs module, 1 rocker switch	
Article no.	2CSYE1002 c
Description	2 modules device equipped with:1 rocker switch that can be used as the input channel; 2 input channels that can be used to interface binary inputs to ABB-free@home® system. LEDs for the functional signaling of the load to which the rocker switch is connected. Flush-mounted installation.
Dimensions (H × W × D)	44 mm × 45 mm
Colors (c)	C,S



2 binary inputs module, 2 rocker switches	
Article no.	2CSYE1003 c
Description	2 modules device equipped with:2 rocker switches that can be used as the input channels; 2 input channels that can be used to interface binary inputs to ABB-free@home® system. LEDs for the functional signaling of the load to which the rocker switches are connected. Flush-mounted installation.
Dimensions (H × W × D)	44 mm × 45 mm
Colors (c)	C,S



16A relay actuator	
Article no.	2CSYE1101 c
Description	2 modules device with 1 16A relay. Equipped with programming button for identification and LED for functional signaling. Flush-mounted installation.
Dimensions (H × W × D)	44 mm × 45 mm
Colors (c)	C,S



16A relay actuator, 1 rocker switch	
Article no.	2CSYE1102 c
Description	2 modules device with 1 16A relay with rocker switch (pre-programmed linkage). Equipped with LED for load functional signaling. Flush-mounted installation.
Dimensions (H × W × D)	44 mm × 45 mm
Colors (c)	C,S



16A relay actuator, 2 rocker switches	
Article no.	2CSYE1103 c
Description	2 modules device equipped with:1 16A relay with rocker switch (pre-programmed linkage with the opportunity to invert the button to be associated); 1 rocker switch to be used as input channel. Equipped with LED for functional signaling of the loads the channels are associated with. Flush-mounted installation.
Dimensions (H × W × D)	44 mm × 45 mm
Colors (c)	C,S


Actuator, 2 8A relays, 2 rocker switches

Article no.	2CSYE1106 c
Description	2 modules device with 2 8A relays with rocker switches (the pre-programmed linkage cannot be changed). Equipped with LED for load functional signaling. Flush-mounted installation.
Dimensions (H x W x D)	44 mm x 45 mm
Colors (c)	C,S


Blind actuator

Article no.	2CSYE1104 c
Description	2 modules device equipped with blind control actuator. Equipped with LED for functional signaling. Flush-mounted installation.
Dimensions (H x W x D)	44 mm x 45 mm
Colors (c)	C,S


Blind actuator, 1 rocker switch

Article no.	2CSYE1105 c
Description	2 modules device equipped with blind control actuator and rocker switch. Equipped with LED for functional signaling. Flush-mounted installation.
Dimensions (H x W x D)	44 mm x 45 mm
Colors (c)	C,S


350W dimmer with rocker switch

Article no.	2CSYE1205 c
Description	2 modules device with 350W dimmer and rocker switch (preprogrammed linkage). Suitable for inductive and capacitive load with automatic recognition. Equipped with LED for load functional signaling. Flush-mounted installation.
Dimensions (H x W x D)	44 mm x 45 mm
Colors (c)	C,S


Reg1/10V dimmer with rocker switch

Article no.	2CSYE1206 c
Description	2 modules device equipped with 1/10V dimmer with rocker switch (pre-programmed linkage). Suitable for loads with ballast adjustment. Equipped with LED for load functional signaling. Flush-mounted installation.
Dimensions (H x W x D)	44 mm x 45 mm
Colors (c)	C,S


Thermostat

Article no.	2CSYE1202 c
Description	2 modules thermostat with display. 4 operating modes, centralized management via touch panel or remotely. Flush-mounted installation. NOTE: To be linked to the 8A thermostat relay actuator (2CSYE1107C S) or to the 6/12-channel heating actuators (2CSYF1431M or 2CSYF1432M)
Dimensions (H x W x D)	44 mm x 45 mm
Colors (c)	C,S



8A heating relay actuator module

Article no.	2CSYE1107 c
Description	1 module device with 1 8A relay. To be used as an output channel or as an actuator for thermoregulation. Equipped with programming button for the identification. Flush-mounted installation.
Dimensions (H × W × D)	22 mm × 45 mm
Colors (c)	C,S



1 module key covers

Article no.	2CSYE1501 c
Description	1 module key covers, customizable with labels available as separate articles 2CSYE1502C and 2CSYE1502S
Dimensions (H × W × D)	22 mm × 45 mm
Colors (c)	C,S



Customization labels

Article no.	2CSYE1502 c
Description	Customization lables for 1 module key covers
Dimensions (H × W × D)	
Colors (c)	C,S



2 modules key cover

Article no.	2CSYE1503 c
Description	2 modules key cover without symbols
Dimensions (H × W × D)	44 mm × 45 mm
Colors (c)	C,S



2 modules key cover with blind symbol

Article no.	2CSYE1504 c
Description	2 modules key cover with blind symbol
Dimensions (H × W × D)	44 mm × 45 mm
Colors (c)	C,S



2 modules key cover with dimmer symbol

Article no.	2CSYE1505 c
Description	2 modules key cover with dimmer symbol
Dimensions (H × W × D)	44 mm × 45 mm
Colors (c)	C,S



Binary input 2gang	
Article no.	BI-F-2.0.2
Description	Conventional push-buttons or auxiliary contacts can be connected to 2 channels. The information of the contact enquiry can be used for activating ABB-free@home® actuators or for recording status information. The contact polling voltage is made available from the binary input itself. Extension of the connecting cables possible by a maximum of 10 m. Flush-mounted device for installation in a 60 mm device box or distribution box.
Dimensions (H × W × D)	39 mm × 40 mm × 12 mm
Technical data	Inputs: 2 Polling voltage: 20 V– Protection type of device: IP 20



Binary input 4gang	
Article no.	BI-F-4.0.2
Description	Conventional push-buttons or auxiliary contacts can be connected to 4 channels. The information of the contact enquiry can be used for activating ABB-free@home® actuators or for recording status information. The contact polling voltage is made available from the binary input itself. Extension of the connecting cables possible by a maximum of 10 m. Flush-mounted device for installation in a 60 mm device box or distribution box.
Dimensions (H × W × D)	39 mm × 40 mm × 12 mm
Technical data	Inputs: 4 Polling voltage: 20 V– Protection type of device: IP 20



Split Unit Gateway, FM	
Article no.	SUG-F-1.1
Description	The device is used to interface between the free@home system and many manufacturers' air conditioners, so-called split units. The device converts the free@home telegrams into infrared commands and transmits them to the split unit. The transmitter of the supplied cable is bonded directly onto the split unit's receiver. The split unit then no longer receives the commands from a remote control. Instead, it can be operated via any free@home sensors. The model of the split unit can be selected during commissioning. Auxiliary voltage is not required.
Dimensions (H × W × D)	39 mm x 40 mm x 12 mm
Technical data	Outputs: 1 Bus voltage: 24 V Protection class (device): IP 20



Fan coil actuator, MDRC	
Article no.	FCA-M-2.3.1
Description	For controlling blower convectors. Supports 2-pipe and 4-pipe system for heating and cooling. The fan speed levels can be switched using a changeover or step switch function. Three contacts for switching a three-stage fan. Two contacts for activating the heating and cooling valves. With two binary inputs for connecting dewpoint and condensation contacts. The scanning voltage is provided by the device. The bus connection is provided via the enclosed bus terminal.
Dimensions (H × W × D)	90 mm × 108 mm × 64 mm
Technical data	Supports 24 V and 230 V valves Outputs: 3x Normally open contact, potential free Suitable for: AC3 Rated current: 6 A Output voltage: 230 V~ Protection type of device: IP 20 Module width: 6 MW



Power supply	
Article no.	PS-M-64.1.1
Description	Power supply with integrated choke. Fast diagnosis due to LED display for operational readiness and errors.
Dimensions (H × W × D)	90 mm × 72 mm × 64 mm
Technical data	Display element: operating/overload LED Nominal voltage: 230 V~, +10%/-15 % Secondary: 30 V, +2 V/-2 V Rated frequency: 50 Hz/60 Hz Outputs: 1 Nominal current: 640 mA Protection type of device: IP 20 Module width: 4 MW



Switch Actuator, 4-fold, 16 A, MDRC	
Article no.	SA-M-4.16.2.2
Description	For switching 4 independent 127 V~/230 V~ loads. Each contact has a manual operation function independent of auxiliary voltage for additionally displaying the contact setting. The bus can be connected via enclosed terminal block
Dimensions (H × W × D)	90 mm x 70 mm x 63.5 mm
Technical data	Outputs: 4 Maximum switching current: 16A Maximum switching power: 2500 W Mounting type: DIN rail Number of inputs: Analog (0 ... 10 V / 4 ... 20 mA) Analog, 0 No unit Number of LEDs: 1 Rated current: 16 A Output voltage: 230 V AC Protection class (Device): IP20 Module width: 4 MW



Switch Actuator, 12-fold 16 A, MDRC	
Article no.	SA-M-12.16.2.2
Description	For switching 12 independent 127 V~/230 V~ loads. Each contact has a manual operation function independent of auxiliary voltage for additionally displaying the contact setting. The bus can be connected via enclosed terminal block
Dimensions (H × W × D)	90 mm x 210 mm x 63.5 mm
Technical data	Outputs: 12 Maximum switching current: 16A Maximum switching power: 2500 W Mounting type: DIN rail Number of inputs; Analog (0 ... 10 V / 4 ... 20 mA) Analog 0 No unit Number of LEDs: 1 Rated current: 16 A Output voltage: 230 V AC Protection class (Device): IP20 Module width: 12 MW



Switch Actuator, 8-fold 16 A, MDRC

Article no.	SA-M-8.16.2.2
Description	For switching 8 independent 127 V~/230 V~ loads. Each contact has a manual operation function independent of auxiliary voltage for additionally displaying the contact setting. The bus can be connected via enclosed terminal block.

Dimensions (H × W × D)	90 mm x 140 mm x 63.5 mm
Technical data	Outputs: 8 Maximum switching current: 16A Maximum switching power: 2500 W Mounting type: DIN rail Number of inputs: Analog (0 ... 10 V / 4 ... 20 mA) Analog 0 No unit Number of LEDs: 1 Rated current: 16 A Output voltage: 230 V AC Protection class (Device): IP20 Module width: 8 MW



Blind Actuator, 4-fold, 230 V, MDRC

Article no.	BA-M-4.230.1.1
Description	For controlling 4 independent blind or roller shutter drives. The outputs are inversely blocked. The bus can be connected via enclosed terminal block.

Dimensions (H × W × D)	90 mm x 70 mm x 63.5 mm
Technical data	Outputs: 4 Maximum switching current: 6A Maximum switching power: 1200 W Mounting type: DIN rail Number of inputs; Analog (0 ... 10 V / 4 ... 20 mA) Analog 0 No unit Number of LEDs: 1 Rated current: 6 A Output voltage: 230 V AC Protection class (Device): IP20 Module width: 4 MW



Blind Actuator, 8-fold 230 V, MDRC

Article no.	BA-M-8.230.1.1
Description	For controlling 8 independent blind or roller shutter drives. The bus can be connected via enclosed terminal block.

Dimensions (H × W × D)	90 mm x 140 mm x 63.5 mm
Technical data	Outputs: 8 Maximum switching current: 6A Maximum switching power: 1200 W Mounting type: DIN rail Number of inputs; Analog (0 ... 10 V / 4 ... 20 mA) Analog 0 No unit Number of LEDs: 1 Rated current: 6 A Output voltage: 230 V AC Protection class (Device): IP20 Module width: 8 MW



Dimming actuator, 4gang	
Article no.	DA/M.4.210.2.1
Description	Multichannel universal dimming actuator optimised for dimming retrofit LED lamps (LEDi). Also suitable for dimming incandescent lamps, low-voltage halogen lights with conventional or electronic transformers, 230 V halogen lamps and dimmable energy-saving halogen lamps. Automatic load detection (can be deactivated). Separate N-connection per channel. Parallel connection of the outputs possible to increase the output power. Outputs can be connected in parallel in any configuration. Minimum load: 2 W.
Dimensions (H x W x D)	90 mm x 108 mm x 64 mm
Technical data	Rated voltage: 110 - 230 V~, +10 % / -10 % Rated frequency: 50 Hz - 60 Hz Outputs: 4x dimming channel Rated power: 2 - 210 W/VA Protection class (Device): IP 20 Temperature range (Device): -5 °C to 45 °C Dimensions: (L x W x D): 90 mm x 108 mm x 64 mm Mounting depth: 68 mm Module width: 6 MW



Dimming actuator, 6gang	
Article no.	DA/M.6.210.2.1
Description	Multichannel universal dimming actuator optimised for dimming retrofit LED lamps (LEDi). Also suitable for dimming incandescent lamps, low-voltage halogen lights with conventional or electronic transformers, 230 V halogen lamps and dimmable energy-saving halogen lamps. Automatic load detection (can be deactivated). Separate N-connection per channel. Parallel connection of the outputs possible to increase the output power. Outputs can be connected in parallel in any configuration. Minimum load: 2 W.
Dimensions (H x W x D)	90 mm x 144 mm x 64 mm
Technical data	Rated voltage: 110 - 230 V~, +10 % / -10 % Rated frequency: 50 Hz - 60 Hz Outputs: 6x dimming channel Rated power: 2 - 210 W/VA Protection class (Device): IP 20 Temperature range (Device): -5 °C to 45 °C Dimensions: (L x W x D): 90 mm x 144 mm x 64 mm Mounting depth: 68 mm Module width: 8 MW



DALI Gateway, MDRC	
Article no.	HA-M-0.12.1
Description	The device is used to interface between DALI and free@home installations and incorporates the DALI power supply. One DALI output for up to 16 DALI Slaves.
Dimensions (H x W x D)	90 mm x 72 mm x 64 mm
Technical data	Bus voltage: 24 V Rated voltage: 100 - 240 V~ Rated frequency: 50 Hz, 60 Hz DALI outputs: 1 Protection class (device): IP 20



Dimming actuator, 4gang, 315W	
Article no.	DA/M.4.315.2.1
Description	Multichannel universal dimming actuator optimised for dimming retrofit LED lamps (LEDi). Also suitable for dimming incandescent lamps, low-voltage halogen lights with conventional or electronic transformers, 230 V halogen lamps and dimmable energy-saving halogen lamps. Automatic load detection (can be deactivated). Separate N-connection per channel. Parallel connection of the outputs possible to increase the output power. Outputs can be connected in parallel in groups. Minimum load: 2 W.
Dimensions (H x W x D)	96 mm x 125 mm x 182 mm
Technical data	Bus voltage: 24 V Rated voltage: 230 V~ Rated frequency: 50 Hz / 60 Hz Outputs: 4 dimming channel Rated output: 10 - 315 W/VA Rated output: 2 - 80 W/VA Protection class (device): IP 20 Temperature range (device): -5 °C - 45 °C Storage temperature range: -20 °C - 70 °C Dimensions: (L x W x D): 90 mm x 144 mm x 64 mm Module width: 8 Division units: 8



Heating actuator 12gang

Article no.	HA-M-0.12.1
Description	For controlling thermoelectric actuating drives in heating/cooling systems. The outputs are protected against short-circuit and overload.

Heating actuator 6gang

Article no.	HA-M-0.6.1
Description	For controlling thermoelectric actuating drives in heating/cooling systems. The outputs are protected against short-circuit and overload.

Dimensions (H × W × D) 90mm × 144mm × 64mm

Technical data
 Outputs: 12
 Type of load: resistive
 Nominal current: 160 mA
 Protection type of device: IP 20
 Module width: 8 MW


Dimensions (H × W × D) 90mm × 72mm × 64mm

Technical data
 Outputs: 6
 Type of load: resistive
 Nominal current: 160 mA
 Protection type of device: IP 20
 Module width: 4 MW

Communicative and competent

The ABB partner close to you

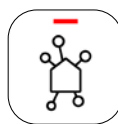
Advice and assistance close to you. Your electrician will be happy to explain to you in detail the advantages of ABB-free@home® in a face-to-face discussion. This will allow home automation to be planned to suit your individual requirements.



free@home
for iOS



free@home
for Android



The ABB-free@home® app

The activation of the voice control in the ABB-free@home® app suffices to control the climate, lights and safety in the entire house via voice input: "Switch on the lamp in the living room", "Move all the blinds up", and whatever else you wish, without having to learn special commands, without laborious configuration. The previously defined names of rooms, floors and devices continue to be used without interruption. Everything remains in the one system for the future.



Busch-Jaeger Elektro GmbH
P.O. Box
58505 Lüdenscheid
Germany

Freisenbergstraße 2
58513 Lüdenscheid
Germany

busch-jaeger.com
info.bje@de.abb.com

Central sales service:
Phone +49 2351 956-1600
Fax +49 2351 956-1700

abb.com/freathome

