




OVR PV 40-600 P U 2CTB802340R0800

Type	UL : Type 1 CA IEC : Type 2
	Imax : 40 kA
	Up : 3 kV
System	PV : 600 V d.c
	UL 1449 Ed3

Type 1 UL (Type 2 IEC) PV SPD's have characteristics of type 2, they are capable of discharging indirect lightning strikes causing induced or conducted overvoltages generally from earth to the Panel they have a low residual voltage (Up), which is compatible with the withstand voltage of the Panel and the PV Inverter. Higher is the Imax, more powerful they are.

They are installed inside the string/combiner boxes but inside near the PV Inverter.

If the announced residual voltage (Up) is not compatible with the withstand voltage of the equipment to protect or if the cable length to the equipment is longer than 10m, another level of coordination with another OVR PV T2 will be needed.

- Din rail mounting
- No back up protection required
- Pro M compact design
- High performance
- 3 MOV varistors (L+/L-; L+/G; L-/G)



Key characteristics			
Protection mode			L-L/L-PE
Number of protected lines			2
Test class			II
Integrated thermal disconnecter			Yes
End of life indicator			Yes
Safety reserve			No
Electrical characteristics			
Nominal discharge current	I_n (8/20)	kA	10
Maximal discharge current	I_{max} (8/20)	kA	40
Impulse current	I_{imp} (10/350)	kA	-
Maximal continuous operating voltage	U_{CPV} (L-L)	V	750
Maximal continuous operating voltage according to UL	MCOV	V	750
Voltage protection level at In	U_p (L-PE)	kV	3
Voltage protection level at In	U_p (L-L)	kV	3
Voltage protection rating according to UL	VPR (L+/G, L-/G, L+/L-)	kV	3 / 3 / 3
Short circuit current	I_{SCP}	kA	10
Short circuit withstand according to UL	I_{SCCR}	kA	1
Ground residual current	I_{FE}	μ A	< 10
Required thermal/back up protection			
Curve B or C Circuit breaker	A		-
gG - gL fuse	A		-
Comments	* SPD autoprotected up to I_{SCCR} up to 1 kA		
Mechanical characteristics			
Dimensions	H x W x D	mm	88 x 53.4 x 58
Wire range : Solid wire		mm ²	2.5...25
Wire range : Stranded wire		mm ²	2.5...16
Stripping length		mm	12.5
Packing quantities		piece	Per 1
Miscellaneous characteristics			
Maximal altitude	m / f		2 000 / 6 562
Weight	g / p		360 / 0.75
Response time	ns		< 25
Fire resistance according to UL 94			V-0
Replacement cartridges			
Phase / Product ID	OVR PV 40-600 C U		2CTB802349R0400

CHARACTERISTICS

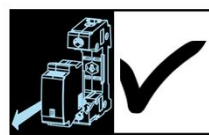
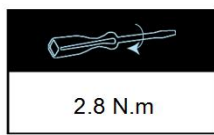
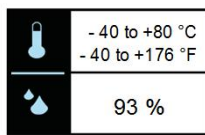

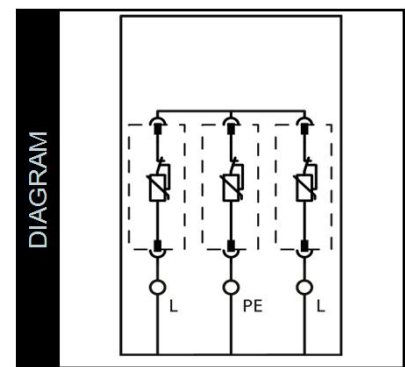
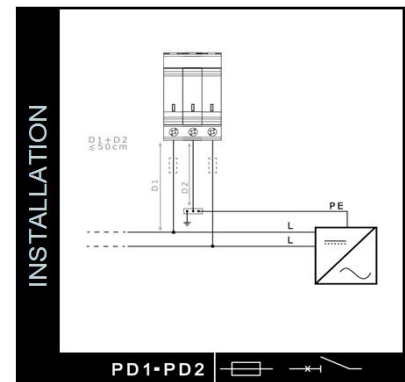


ABB US
VZCA2.E322885

